


# Carroll County Maryland



Community Investment Plan  
Preliminary Recommended  
Fiscal Years 2027 - 2032





**PRODUCED BY**

The Department of Management and Budget

Ted Zaleski.....	Director, Management and Budget
Heidi Pepin.....	Division Manager, Budget
Jacob Dellinger.....	Budget Analyst II
Ryan Nowicki.....	Budget Analyst I
Lexi Biondo.....	Budget Analyst I
Maria Masturzo.....	Budget Analyst I
Allie Fogle.....	Budget Analyst I
Lydia Rivera.....	Budget Analyst I
Emily Edwards.....	Budget Assistant
Michille Caples.....	Administrative Assistant

Special thanks to the staff in Production and Distribution

**Accessibility**

The Americans with Disability Act applies to the Carroll County Government and its programs, services, activities and facilities. If you have questions, suggestions, or complaints, please contact the Carroll County Government Americans with Disabilities Coordinator at (410) 386-3600 or TTY (410) 848-9747. The mailing address is: 10 Distillery Drive, Suite 101, Westminster, Maryland 21157.



January 20<sup>th</sup>, 2026

TO: *Janice R. Kirkner, Chair  
Planning and Zoning Commission*

**RE: *Preliminary Recommendation on the FY27 – 32 CIP***

*This is your introduction to the FY27 – 32 Community Investment Program (CIP) and the Preliminary Recommended CIP. First, I would like to briefly review the CIP process timeline.*

---

<i>September</i>	<i>CIP requests received by the Department of Management and Budget (DMB)</i>
<i>Mid – January</i>	<i>DMB Preliminary Recommended Budget forwarded to the Planning Commission and the Board of County Commissioners</i>
<i>February</i>	<i>Planning Commission confirms consistency with the Master Plan</i>
<i>March</i>	<i>DMB Recommended Budget to the Commissioners</i>
<i>March/April</i>	<i>Commissioner/Agency meetings on the Budget</i>
<i>April</i>	<i>Commissioners develop their Proposed Budget</i>
<i>Early May</i>	<i>Public Hearing on the Proposed Budget</i>
<i>Late May</i>	<i>Budget Adoption</i>

---

*What is the Preliminary Recommended CIP?*

- *A first look at the next CIP.*
- *A CIP that reflects the goals of the Commissioners.*
- *A CIP that generally continues the currently adopted CIP.*
- *The starting point for discussion with the Commissioners.*

*What the Preliminary Recommended CIP is not.*

- *The final version of the CIP.*
- *The end of analysis on individual projects.*
- *A commitment of dollars, timing, or revenue mix.*

## Summary

*Much of the Preliminary Recommendation closely resembles the FY26 – 31 Adopted CIP. This is not an accident. The starting point each year is the current plan. We can never predict with 100% accuracy the services and facilities that will be needed over a six-year period and we expect previously unidentified projects to be added to the CIP, but it is critical that the plan retains its basic stability. Local revenue growth has been a challenge, and our focus has been on maintaining existing infrastructure while adding few new construction projects to the plan.*

## Public Schools

*The Public Schools construction portion of the Preliminary Recommended CIP is principally supported and constrained by two sources of revenue: Dedicated Local Income Tax and State funding. The plan includes funding for infrastructure maintenance and new construction.*

- *New Construction – Funding is included for pre-kindergarten additions at Elmer Wolfe Elementary, Robert Moton Elementary, Runnymede Elementary, Spring Garden Elementary, Westminster Elementary, and William Winchester Elementary. Funding is included to design and construct pre-kindergarten additions at the remaining nine elementary schools. These projects are included as part of Blueprint for Maryland's Future legislation.*
- *Funding is included for additions to Sykesville Middle and Freedom Elementary.*
- *HVAC System Replacements – Funding is included for Carroll Springs School, Carrolltowne Elementary, Friendship Valley Elementary, Northwest Middle, and Piney Ridge Elementary.*
- *Roof Replacements – Funding is included for Century High and Shiloh Middle.*

## Conservation and Open Space

*This portion of the Preliminary Recommended CIP includes Water Resources and Agricultural Land Preservation.*

- *Water Resources – Funding is included for the reconstruction and structural maintenance of existing stormwater management ponds, and remediation efforts to stay in compliance with our NPDES permit.*
- *Agricultural Land Preservation – Funding is included to continue efforts to permanently preserve farmland through easements. The county has preserved more than 81,000 acres of the County's 100,000-acre goal.*

## *Public Works*

*The Public Works portion of the Preliminary Recommended CIP includes Roads and Bridges.*

- *Pavement Management – Funding is included for the maintenance and rehabilitation of county roads. Repair strategies include patching, overlay, mill and overlay, full–depth reclamation, and reconstruction. Drainage structures and guardrails will be replaced or added where necessary and ADA improvements to existing facilities will be made as needed.*
- *Funding is included for video inspection and replacement or rehabilitation of existing storm drains.*
- *Funding is included for the replacement of thirteen bridge structures.*

## *Recreation and Culture*

*This portion of the Preliminary Recommended CIP provides for cultural facilities and for passive (e.g., natural park areas) and active (e.g., ballfields) recreational areas. Recreation projects are funded primarily with Impact Fees and Program Open Space (POS) grants. Recreation and Culture projects include Recreation and Parks and the Union Mills Homestead.*

- *Recreation and Parks – Funding is included for improvements to Sports Complex, Hashawha Environmental Center, and Piney Run Park. Pavilion replacements are planned for Freedom Park and Piney Run Park. Funding is included for field lighting at Cape Horn Park.*

*I hope this is helpful as you prepare for your review. I will be available to offer further information and clarification as necessary.*

*Ted Zaleski*

*Director, Management and Budget*

**FY 27 – FY 32**  
**CIP Request**  
**Table of Contents**

**Board of County Commissioners**

Board of County Commissioners Title Page.....	1
Board of County Commissioners .....	3
Appointed Officials .....	4

**Quick Guide to the FY27 – 32 Community Investment Plan**

Quick Guide to the FY27 – 32 Community Investment Plan Title Page.....	5
Quick Guide to the FY27 – 32 Community Investment Plan .....	7

**Comparison Charts**

Comparison Charts Title Page.....	11
Public Schools Comparison .....	13
Conservation and Open Space Comparison .....	16
Roads Comparison .....	17
Bridges Comparison.....	19
Recreation and Culture Comparison .....	21
General Government Comparison.....	23
Enterprise Funds – Airport, Fiber Network, Septage and Solid Waste.....	27
Enterprise Fund – Utilities Comparison.....	28

**All Funds and Capital Budget Summary**

Capital Budget Summary Title Page.....	31
FY25 – 27 All Funds Revenue Summary .....	33
FY25 – 27 All Funds Appropriations Summary .....	34
FY25 – 27 Capital Fund Revenues .....	35
Capital Fund Revenues – Charts .....	36
FY25 – 27 Capital Fund Appropriations.....	37
Capital Fund Appropriations – Charts .....	38
FY27 Schedule of Reappropriations .....	39
Community Investment Plan for Fiscal Year 2027 .....	40

**Budget Summary**

Budget Summary Title Page .....	41
FY27 – 32 Community Investment Plan.....	43
Grand Total Sources and Uses FY27 – 32 .....	49

## **Public Schools**

Public Schools Title Page .....	51
Public Schools Overview .....	53
FY27 Capital Improvement Program Budget Request .....	54
FY28 – 32 Capital Improvement Program Plan .....	55
Public Schools Summary Page .....	56
Freedom Elementary Addition.....	57
HVAC Improvements and Replacements .....	58
HVAC System Replacement – Carroll Springs .....	59
HVAC System Replacement – Carrolltowne Elementary .....	60
HVAC System Replacement – Friendship Valley Elementary .....	61
HVAC System Replacement – Northwest Middle .....	62
HVAC System Replacement – Piney Ridge Elementary .....	63
Paving .....	64
Prekindergarten Addition – Elmer Wolfe Elementary.....	65
Prekindergarten Addition – Robert Moton Elementary.....	66
Prekindergarten Addition – Runnymede Elementary .....	67
Prekindergarten Addition – Spring Garden Elementary .....	68
Prekindergarten Addition – Westminster Elementary .....	69
Prekindergarten Addition – William Winchester Elementary .....	70
Prekindergarten Additions .....	71
Relocatable Classrooms .....	72
Roof Replacement – Century High.....	73
Roof Replacement – Shiloh Middle .....	74
Roof Replacements .....	75
Sykesville Middle Addition.....	76
Technology Improvements .....	77
Transfer to Operating Budget for BOE Debt Service .....	78

## **Conservation and Open Space**

Conservation and Open Space Title Page .....	79
Conservation and Open Space Overview .....	81
Conservation and Open Space Summary Page .....	82
Agricultural Land Preservation .....	83
Stormwater Facility Renovation .....	84
Watershed Assessment and Improvement (NPDES) .....	85

## **Public Works**

Public Works Title Page .....	87
Public Works Overview .....	89

## **Roads**

Roads Title Page .....	91
Roads Summary Page .....	93
Highway Safety Improvements.....	94
Pavement Management Program .....	95

Pavement Preservation.....	96
Ramp and Sidewalk Upgrades .....	97
Small Drainage Structures.....	98
Storm Drain Rehabilitation .....	99
Storm Drain Video Inspection.....	100

## **Bridges**

Bridges Title Page.....	101
Bridges Summary Page .....	103
Bridges Inspection and Inventory.....	104
Bridge Maintenance and Structural Repair .....	105
Brown Road over Roaring Run.....	106
Cleaning and Painting of Bridge Structural Steel.....	107
Gaither Road over South Branch Patapsco.....	108
Hawks Hill Road over Little Pipe Creek Tributary .....	109
Hughes Shop Road over Bear Branch Road.....	110
McKinstry’s Mill Road over Little Pipe Creek .....	111
McKinstry’s Mill Road over Sams Creek .....	112
McKinstry’s Mill Road over Tributary to Little Pipe Creek .....	113
Niner Road over Middle Run .....	114
Old Kays Mill Road over Beaver Run .....	115
Patapsco Road over E. Branch Patapsco .....	116
Stem Road over Wolf Pit Branch .....	117
Stone Chapel Road over Little Pipe Creek .....	118
Woodbine Road over S. Branch Patapsco .....	119

## **Recreation and Culture**

Recreation and Culture Title Page .....	121
Recreation and Culture Overview .....	123
Recreation and Culture Summary Page .....	124
Cape Horn Park Field Lighting.....	125
Community Self-Help Projects .....	126
Freedom Park Pavilion 1 Replacement.....	127
Hashawha Raptor Mews Replacements & Improvements .....	128
Park Restoration.....	129
Piney Run Boathouse Replacement .....	130
Piney Run Park Outdoor Programming Area Improvements .....	131
Piney Run Park Pavilion 3 Replacement .....	132
Piney Run Seawall and Launch Replacement .....	133
Playground Equipment Replacement.....	134
Sports Complex Field Improvements .....	135
Town Fund .....	136
Unallocated Impact Fees.....	137

## **General Government**

General Government Title Page.....	139
General Government Overview .....	141

General Government Summary Page.....	142
Carroll Community College Technology.....	143
County Building Systemic Renovations .....	144
County Technology.....	145
Detention Center Access System Replacement .....	146
Elections Pollbooks and Printers .....	147
Emergency Mgmt. and Comm. Dispatch Console Hardware Upgrade .....	148
Emergency Mgmt. and Comm. Radios.....	149
Emergency Mgmt. and Comm. Radio Management .....	150
Fire and EMS Regional Water Supply.....	151
Fire and EMS Self Contained Breathing Apparatus Replacement .....	152
Fleet Lift Replacements .....	153
Generator Replacement.....	154
HR and Payroll System Replacement .....	155
Library Technology .....	156
Parking Lot Overlays .....	157

**Enterprise Funds**

Enterprise Funds Title Page .....	159
Enterprise Funds Overview Page .....	161
Enterprise Funds FY27 – 32 Community Investment Plan.....	162
FY27 Enterprise Fund Schedule of Reappropriations.....	166

**Airport Enterprise Fund**

Airport Title Page .....	167
Airport Summary Page .....	169
Grounds and Maintenance Equipment.....	170

**Fiber Network Enterprise Fund**

Fiber Network Title Page.....	171
Fiber Network Summary Page.....	173
CCPN Equipment Replacement.....	174

**Septage Enterprise Fund**

Septage Title Page.....	175
Septage Summary Page.....	177
Westminster Septage Facility Improvements .....	178

**Utilities Enterprise Fund**

Utilities Title Page .....	179
Utilities Summary Page .....	181
County Sewer Line Rehabilitation and Replacement .....	182
County Water Line Rehabilitation and Replacement .....	183
Edgewood Pump Station Rehabilitation .....	184
Francis Scott Key Pump Station Rehabilitation.....	185
Freedom Water Treatment Plant Equipment Replacement.....	186

Freedom Water Treatment Plant Membrane Replacement.....	187
Hampstead WWTP Equipment Replacement.....	188
PFAS Sewer Remediation.....	189
PFAS Water Remediation.....	190
Pump Station Equipment Replacement .....	191
Pump Station Rehabilitations.....	192
Shiloh Pump Station Expansion.....	193
Snowdens Run Pump Station Wet Well .....	194
Sykesville Pump Station Expansion .....	195
Tank Inspection and Rehabilitation .....	196
Water Main Valve Replacement and Rehabilitation .....	197
Water Meters.....	198
Water Service Line Replacement.....	199

**Glossary of Terms and Acronyms**

Glossary of Terms and Acronyms Title Page .....	201
Glossary of Terms and Acronyms.....	203

**Index**

Index Title Page .....	213
Index .....	215

BOARD  
OF  
COUNTY COMMISSIONERS



*Board of County Commissioners*



**Joseph Vigliotti**  
**President**  
**District 1**



**Michael Guerin**  
**Vice- President**  
**District 4**




**Kenneth Kiler**  
**District 2**



**Thomas S. Gordon III**  
**District 3**



**Susan W. Krebs**  
**District 5**



*Appointed Officials*

*Roberta Windham  
County Administrator*

*Deborah Effingham  
Deputy County Administrator*

*Celene E. Steckel  
Director of Citizen Services*

*Jennifer D. Hobbs  
Comptroller*

*Timothy C. Burke  
County Attorney*

*Denise L. Beaver  
Director of Economic Development*

*Michael W. Robinson  
Chief of Fire/EMS*

*Kristy L. Bixler  
Director of Human Resources*

*Ted Zaleski, III  
Director of Management and Budget*

*Christopher Heyn  
Director of Planning and Land Management*

*Valerie D. Hawkins  
Director of Public Safety*

*Bryan J. Bokey  
Director of Public Works*

*Robert E. Hicks  
Director of Recreation and Parks*

*Alison A. Deigan  
Director of Technology Services*

QUICK GUIDE  
TO THE  
COMMUNITY INVESTMENT PLAN



# **A Quick Guide to the FY27 – 32 Community Investment Plan Department of Management and Budget**

## **Introduction**

This Quick Guide is intended to serve as a summary of important information and changes. For more information on the Community Investment Plan and individual projects, refer to the FY27 – 32 Proposed Community Investment Plan.

Recommended, Proposed, and Adopted Budgets are available online at <https://www.carrollcountymd.gov/government/directory/management-budget/bureau-of-budget/>.

### **Revenues**

- Total FY27 Capital Fund revenues are budgeted at \$90.5M, a decrease of \$37.8M from the FY26 Capital Fund budget of \$128.3M.
- 9.09% of Local Income Tax has been dedicated for school construction and debt service.
- Impact Fee collections are used to fund park construction projects.
- The State allocation of Highway User Revenue is directly appropriated to the Capital Fund for road projects.

### **Public Schools**

- Freedom Elementary School Addition – Funding of \$4.7M is included in FY28, for a total of \$9.0M, for the design and construction of an addition at Freedom Elementary.
- Funding is included for nine HVAC replacements throughout the plan.
- Construction funding for six pre-kindergarten additions is included in FY27. Funding is included in FY28 – 30 for nine pre-kindergarten additions.
- Funding of \$12.8M is included in FY27 – 30, for a total of \$16.3M, for roof replacements at Shiloh Middle School and Century High School.
- Sykesville Middle School Addition – Funding of \$11.4M is included in FY28 – 29, for a total of \$21.3M, for the design and construction of an addition at Sykesville Middle.

### **Conservation and Open Space**

- Agricultural Land Preservation – Total funding for Agricultural Land Preservation for FY27 – 32 is \$30.3M and includes funding for easements and debt service to landowners participating in Installment Purchase Agreements (IPAs).
- Stormwater Facility Renovation – \$2.1M is included in FY27 – 32 for a long-term plan to keep existing County-owned stormwater management facilities in compliance with the National Pollution Discharge Elimination Permit and to extend the useful life of the facilities. The plan is to evaluate and repair five to seven facilities per year over a 30-year period. Funding will be used for erosion repairs, replacement of filter material, and replacement of metal pipes with concrete pipes.
- Watershed Assessment and Improvements (NPDES) – \$25.9M is included in the FY27 – 32 CIP to implement watershed improvement projects to work toward mitigating impervious surface areas within the County to stay compliant with the NPDES permit. In

FY15, the municipalities and the County agreed to a combined NPDES permit with the County paying 80% of the cost to mitigate municipal impervious surfaces.

### **Public Works**

- Approximately \$144.0M is included in FY27 – 32 to maintain roads throughout the County through Pavement Management and Pavement Preservation.
- Funding of \$2.3M is included for video inspection and rehabilitation of storm drains in FY27 – 32.
- Old Kays Mill Road over Beaver Run – Funding of \$3.3M is included in FY27 – 32 for a replacement bridge structure.
- Stem Road over Wolf Pit Branch – Funding of \$0.4M is included in FY27, for a total of \$1.7M, for a replacement bridge structure.
- Funding is included in the plan for the rehabilitation of eleven additional bridge structures.

### **Recreation and Culture**

- Cape Horn Park Field Lighting – Funding of \$.05M is planned in FY29 to install field lights at Cape Horn Park.
- Hashawha Raptor Mews Improvements – Funding of \$0.7M is planned in FY29 to replace and improve the raptor mews at Hashawha Environmental Center.
- Piney Run Park Outdoor Programming Area Improvements – Funding of \$1.0M is planned in FY30 – 31 for the replacement of the outdoor programming area directly behind the nature center at Piney Run Park.
- Two replacement pavilions, one located at Piney Run Park and one at Freedom Park, are included in FY27 and FY28, respectively, for \$0.7M.
- Playground Equipment Replacement – Funding of \$2.0M is included in the plan for the replacement of playground equipment at Westminster Community Pond, Double Pipe Creek Park, Carroll County Sports Complex, Mayeski Park, and Salt Box Park.
- Sports Complex Field Improvements – Funding of \$1.2M is included in FY27, for a total of \$2.9M, to improve five softball fields.

### **General Government**

- Carroll Community College Technology – Funding of \$1.4M is planned over FY28 – 31 for replacement of laboratory computers and classroom technology.
- County Building Systemic Renovations – Funding of \$12.8M is included in FY27 – 32 for replacement of County facilities' systemic components.
- County Technology – Funding of \$10.8M is included in FY27 – 32 for replacement of County government information and communication systems.
- Elections Pollbooks and Printers – Additional funding of \$0.2M is included in FY27, for a total of \$0.6M, for the State mandated replacement of pollbooks.
- Emergency Management and Communications Radios – Funding of \$5.1M is included in FY27 – 32 for replacement of mobile and portable radios used by Public Safety and other governmental agencies.

- Emergency Management and Communications Radio Management – Funding of \$0.5M is included to purchase preventative maintenance software and hardware for the County’s radio system.
- Fire and EMS – Self-Contained Breathing Apparatus Replacement – Funding of \$5.9M is included in FY27 – 32 for the replacement of SCBA for volunteer and career firefighters.
- HR and Payroll System Replacement – Funding of \$0.5M is included in FY27, to convert the current system to an upgraded platform.
- Library Technology – Funding of \$0.8M is included in FY27 – 32 for replacement of library computers and technology.

**Fiber Network Enterprise Fund**

- CCPN Equipment Replacement – Funding of \$2.4M is included throughout the plan for the replacement of equipment in the Carroll County Public Network.

**Septage Enterprise Fund**

- Westminster Septage Facility Improvements – Funding of \$0.1M is included to support the Enhanced Nutrient Removal and Bio-Solids Upgrade.

**Utilities Enterprise Fund**

- County Sewer Line Rehabilitation/Replacement and County Water Line Rehabilitation/Replacement – Funding of \$9.0M is included in FY27 – 32 to rehabilitate, repair, and replace water and sewer lines in the Freedom, Bark Hill, Hampstead, and Pleasant Valley Service Areas.
- Shiloh Pump Station Expansion – Funding of \$5.6M is planned in FY28, for a total of \$6.5M, for rehabilitation and expansion of the pump station.
- Sykesville Pump Station Expansion – Funding of \$1.7M is included in FY27, for a total of \$4.1M, for rehabilitation and expansion of the pump station.
- Funding is included in the plan for the rehabilitation of five pump stations.



# COMPARISON CHARTS



**PUBLIC SCHOOLS**

	FY27	FY28	FY29	FY30	FY31	FY32	Prior Allocation	Balance To Complete	Total Project Cost
<b>BEST Program Renovation - Robert Moton Elementary</b>									
Prior Adopted	0	0	0	0	0	0	0	0	0
Request	391,000	1,824,000	2,560,000	0	0	0	0	0	4,775,000
Preliminary Recommended	0	0	0	0	0	0	0	0	0
Change From Prior Adopted	0	0	0	0	0	0	0	0	0
Change from Request	(391,000)	(1,824,000)	(2,560,000)	0	0	0	0	0	(4,775,000)
<b>Freedom Elementary Addition</b>									
Prior Adopted	2,961,000	0	0	0	0	0	4,258,000	0	7,219,000
Request	0	4,729,000	0	0	0	0	4,258,000	0	8,987,000
Preliminary Recommended	0	4,729,000	0	0	0	0	4,258,000	0	8,987,000
Change From Prior Adopted	(2,961,000)	4,729,000	0	0	0	0	0	0	1,768,000
Change from Request	0	0	0	0	0	0	0	0	0
<b>HVAC Improvements and Replacements</b>									
Prior Adopted	0	0	11,176,050	25,833,780	28,625,310	0	0	0	65,635,140
Request	0	10,865,000	23,080,000	33,455,000	21,180,000	22,240,000	0	0	110,820,000
Preliminary Recommended	0	0	11,408,000	11,965,000	35,142,000	20,189,000	0	0	78,704,000
Change From Prior Adopted	0	0	231,950	(13,868,780)	6,516,690	20,189,000	0	0	13,068,860
Change from Request	0	(10,865,000)	(11,672,000)	(21,490,000)	13,962,000	(2,051,000)	0	0	(32,116,000)
<b>HVAC System Replacement - Carroll Springs</b>									
Prior Adopted	1,087,790	0	0	0	0	0	5,969,220	0	7,057,010
Request	1,088,000	0	0	0	0	0	5,969,220	0	7,057,220
Preliminary Recommended	1,088,000	0	0	0	0	0	5,969,220	0	7,057,220
Change From Prior Adopted	210	0	0	0	0	0	0	0	210
Change from Request	0	0	0	0	0	0	0	0	0
<b>HVAC System Replacement - Carrolltowne Elementary</b>									
Prior Adopted	0	6,784,000	0	0	0	0	4,890,000	0	11,674,000
Request	5,985,000	477,000	0	0	0	0	4,890,000	0	11,352,000
Preliminary Recommended	5,985,000	477,000	0	0	0	0	4,890,000	0	11,352,000
Change From Prior Adopted	5,985,000	(6,307,000)	0	0	0	0	0	0	(322,000)
Change from Request	0	0	0	0	0	0	0	0	0
<b>HVAC System Replacement - Friendship Valley Elementary</b>									
Prior Adopted	0	0	0	0	0	0	0	0	0
Request	4,598,000	4,902,000	0	0	0	0	0	0	9,500,000
Preliminary Recommended	4,598,000	0	4,902,000	0	0	0	0	0	9,500,000
Change From Prior Adopted	4,598,000	0	4,902,000	0	0	0	0	0	9,500,000
Change from Request	0	(4,902,000)	4,902,000	0	0	0	0	0	0
<b>HVAC System Replacement - Northwest Middle</b>									
Prior Adopted	0	0	9,447,000	0	0	0	7,113,000	0	16,560,000
Request	4,560,000	5,561,000	0	0	0	0	7,113,000	0	17,234,000
Preliminary Recommended	4,560,000	5,561,000	0	0	0	0	7,113,000	0	17,234,000
Change From Prior Adopted	4,560,000	5,561,000	(9,447,000)	0	0	0	0	0	674,000
Change from Request	0	0	0	0	0	0	0	0	0
<b>HVAC System Replacement - Piney Ridge Elementary</b>									
Prior Adopted	0	0	0	0	0	0	0	0	0
Request	4,240,000	4,560,000	0	0	0	0	0	0	8,800,000
Preliminary Recommended	0	4,675,000	0	4,788,000	0	0	0	0	9,463,000
Change From Prior Adopted	0	4,675,000	0	4,788,000	0	0	0	0	9,463,000
Change from Request	(4,240,000)	115,000	0	4,788,000	0	0	0	0	663,000
<b>Liberty High Modernization</b>									
Prior Adopted	0	0	0	0	0	0	0	0	0
Request	350,000	11,114,000	0	88,453,000	24,388,000	24,389,000	0	0	148,694,000
Preliminary Recommended	0	0	0	0	0	0	0	0	0
Change From Prior Adopted	0	0	0	0	0	0	0	0	0
Change from Request	(350,000)	(11,114,000)	0	(88,453,000)	(24,388,000)	(24,389,000)	0	0	(148,694,000)

**PUBLIC SCHOOLS**

	FY27	FY28	FY29	FY30	FY31	FY32	Prior Allocation	Balance To Complete	Total Project Cost
<b>Paving</b>									
Prior Adopted	1,200,000	1,200,000	1,200,000	1,200,000	1,200,000	0	0	0	6,000,000
Request	1,200,000	1,200,000	1,200,000	1,200,000	1,200,000	1,200,000	0	0	7,200,000
Preliminary Recommended	1,200,000	1,200,000	1,200,000	1,200,000	1,260,000	1,323,000	0	0	7,383,000
Change From Prior Adopted	0	0	0	0	60,000	1,323,000	0	0	1,383,000
Change from Request	0	0	0	0	60,000	123,000	0	0	183,000
<b>Prekindergarten Addition - Elmer Wolfe Elementary</b>									
Prior Adopted	0	0	0	0	0	0	0	0	0
Request	1,357,000	0	0	0	0	0	0	0	1,357,000
Preliminary Recommended	1,357,000	0	0	0	0	0	0	0	1,357,000
Change From Prior Adopted	1,357,000	0	0	0	0	0	0	0	1,357,000
Change from Request	0	0	0	0	0	0	0	0	0
<b>Prekindergarten Addition - Robert Moton Elementary</b>									
Prior Adopted	0	0	0	0	0	0	0	0	0
Request	866,000	0	0	0	0	0	0	0	866,000
Preliminary Recommended	866,000	0	0	0	0	0	0	0	866,000
Change From Prior Adopted	866,000	0	0	0	0	0	0	0	866,000
Change from Request	0	0	0	0	0	0	0	0	0
<b>Prekindergarten Addition - Runnymede Elementary</b>									
Prior Adopted	0	0	0	0	0	0	0	0	0
Request	1,060,000	0	0	0	0	0	0	0	1,060,000
Preliminary Recommended	1,060,000	0	0	0	0	0	0	0	1,060,000
Change From Prior Adopted	1,060,000	0	0	0	0	0	0	0	1,060,000
Change from Request	0	0	0	0	0	0	0	0	0
<b>Prekindergarten Addition - Spring Garden Elementary</b>									
Prior Adopted	0	0	0	0	0	0	0	0	0
Request	756,000	0	0	0	0	0	0	0	756,000
Preliminary Recommended	756,000	0	0	0	0	0	0	0	756,000
Change From Prior Adopted	756,000	0	0	0	0	0	0	0	756,000
Change from Request	0	0	0	0	0	0	0	0	0
<b>Prekindergarten Addition - Westminster Elementary</b>									
Prior Adopted	0	0	0	0	0	0	0	0	0
Request	1,432,000	0	0	0	0	0	0	0	1,432,000
Preliminary Recommended	1,432,000	0	0	0	0	0	0	0	1,432,000
Change From Prior Adopted	1,432,000	0	0	0	0	0	0	0	1,432,000
Change from Request	0	0	0	0	0	0	0	0	0
<b>Prekindergarten Addition - William Winchester Elementary</b>									
Prior Adopted	0	0	0	0	0	0	0	0	0
Request	1,266,000	0	0	0	0	0	0	0	1,266,000
Preliminary Recommended	1,266,000	0	0	0	0	0	0	0	1,266,000
Change From Prior Adopted	1,266,000	0	0	0	0	0	0	0	1,266,000
Change from Request	0	0	0	0	0	0	0	0	0
<b>Prekindergarten Additions</b>									
Prior Adopted	9,776,000	8,217,000	3,730,000	0	0	0	8,026,000	0	29,749,000
Request	200,000	5,971,000	9,267,000	4,042,000	0	0	8,026,000	0	27,506,000
Preliminary Recommended	200,000	5,971,000	9,267,000	4,042,000	0	0	8,026,000	0	27,506,000
Change From Prior Adopted	(9,576,000)	(2,246,000)	5,537,000	4,042,000	0	0	0	0	(2,243,000)
Change from Request	0	0	0	0	0	0	0	0	0
<b>Relocatable Classrooms</b>									
Prior Adopted	300,000	300,000	300,000	300,000	300,000	0	0	0	1,500,000
Request	300,000	300,000	300,000	300,000	300,000	300,000	0	0	1,800,000
Preliminary Recommended	300,000	310,000	320,000	330,000	340,000	350,000	0	0	1,950,000
Change From Prior Adopted	0	10,000	20,000	30,000	40,000	350,000	0	0	450,000
Change from Request	0	10,000	20,000	30,000	40,000	50,000	0	0	150,000

**PUBLIC SCHOOLS**

	FY27	FY28	FY29	FY30	FY31	FY32	Prior Allocation	Balance To Complete	Total Project Cost
<b>Roof Replacement - Century High</b>									
Prior Adopted	0	0	0	0	0	0	0	0	0
Request	3,975,000	4,275,000	0	0	0	0	0	0	8,250,000
Preliminary Recommended	0	0	4,382,000	4,713,000	0	0	0	0	9,095,000
Change From Prior Adopted	0	0	4,382,000	4,713,000	0	0	0	0	9,095,000
Change from Request	(3,975,000)	(4,275,000)	4,382,000	4,713,000	0	0	0	0	845,000
<b>Roof Replacement - Shiloh Middle</b>									
Prior Adopted	3,703,000	0	0	0	0	0	3,466,000	0	7,169,000
Request	3,703,000	0	0	0	0	0	3,466,000	0	7,169,000
Preliminary Recommended	3,703,000	0	0	0	0	0	3,466,000	0	7,169,000
Change From Prior Adopted	0	0	0	0	0	0	0	0	0
Change from Request	0	0	0	0	0	0	0	0	0
<b>Roof Replacements</b>									
Prior Adopted	0	0	0	0	0	0	0	0	0
Request	0	1,060,000	1,140,000	4,505,000	6,753,000	5,391,000	0	0	18,849,000
Preliminary Recommended	0	0	0	1,168,000	1,257,000	4,966,000	0	0	7,391,000
Change From Prior Adopted	0	0	0	1,168,000	1,257,000	4,966,000	0	0	7,391,000
Change from Request	0	(1,060,000)	(1,140,000)	(3,337,000)	(5,496,000)	(425,000)	0	0	(11,458,000)
<b>Security Improvements</b>									
Prior Adopted	0	0	0	0	0	0	0	0	0
Request	900,000	1,100,000	600,000	800,000	800,000	600,000	0	0	4,800,000
Preliminary Recommended	0	0	0	0	0	0	0	0	0
Change From Prior Adopted	0	0	0	0	0	0	0	0	0
Change from Request	(900,000)	(1,100,000)	(600,000)	(800,000)	(800,000)	(600,000)	0	0	(4,800,000)
<b>Sykesville Middle Addition</b>									
Prior Adopted	5,146,000	5,146,000	0	0	0	0	9,862,000	0	20,154,000
Request	0	7,386,000	4,010,000	0	0	0	9,862,000	0	21,258,000
Preliminary Recommended	0	7,386,000	4,010,000	0	0	0	9,862,000	0	21,258,000
Change From Prior Adopted	(5,146,000)	2,240,000	4,010,000	0	0	0	0	0	1,104,000
Change from Request	0	0	0	0	0	0	0	0	0
<b>Technology Improvements</b>									
Prior Adopted	1,000,000	1,000,000	1,000,000	1,000,000	1,000,000	0	0	0	5,000,000
Request	1,000,000	1,000,000	1,000,000	1,000,000	1,000,000	1,000,000	0	0	6,000,000
Preliminary Recommended	1,000,000	1,000,000	1,000,000	1,000,000	1,000,000	1,000,000	0	0	6,000,000
Change From Prior Adopted	0	0	0	0	0	1,000,000	0	0	1,000,000
Change from Request	0	0	0	0	0	0	0	0	0
<b>Transfer to Operating Budget for BOE Debt Service</b>									
Prior Adopted	16,697,940	17,952,450	19,330,440	17,313,930	17,247,050	0	0	0	88,541,810
Request	16,697,940	17,952,450	19,330,440	17,313,930	17,247,050	17,328,110	0	0	105,869,920
Preliminary Recommended	16,348,180	17,805,100	19,843,020	18,831,040	18,945,340	18,904,460	0	0	110,677,140
Change From Prior Adopted	(349,760)	(147,350)	512,580	1,517,110	1,698,290	18,904,460	0	0	22,135,330
Change from Request	(349,760)	(147,350)	512,580	1,517,110	1,698,290	1,576,350	0	0	4,807,220
<b>William Winchester Elementary Modernization</b>									
Prior Adopted	0	0	0	0	0	0	0	0	0
Request	0	0	0	400,000	4,351,000	0	0	0	4,751,000
Preliminary Recommended	0	0	0	0	0	0	0	0	0
Change From Prior Adopted	0	0	0	0	0	0	0	0	0
Change from Request	0	0	0	(400,000)	(4,351,000)	0	0	0	(4,751,000)
<b>PUBLIC SCHOOLS TOTAL</b>									
Prior Adopted	41,871,730	40,599,450	46,183,490	45,647,710	48,372,360	0	43,584,220	0	266,258,960
Request	55,924,940	84,276,450	62,487,440	151,468,930	77,219,050	72,448,110	43,584,220	0	547,409,140
Preliminary Recommended	45,719,180	49,114,100	56,332,020	48,037,040	57,944,340	46,732,460	43,584,220	0	347,463,360
Change From Prior Adopted	3,847,450	8,514,650	10,148,530	2,389,330	9,571,980	46,732,460	0	0	81,204,400
Change from Request	(10,205,760)	(35,162,350)	(6,155,420)	(103,431,890)	(19,274,710)	(25,715,650)	0	0	(199,945,780)

## CONSERVATION AND OPEN SPACE

	FY27	FY28	FY29	FY30	FY31	FY32	Prior Allocation	Balance To Complete	Total Project Cost
<b>Agricultural Land Preservation</b>									
Prior Adopted	3,433,300	3,433,300	3,433,400	3,433,300	3,433,400	0	0	0	17,166,700
Request	3,433,300	3,433,300	3,433,400	3,433,300	3,433,400	3,433,400	0	0	20,600,100
Preliminary Recommended	4,033,300	3,433,300	3,433,400	3,433,300	3,433,400	3,433,400	0	0	21,200,100
Change From Prior Adopted	600,000	0	0	0	0	3,433,400	0	0	4,033,400
Change from Request	600,000	0	0	0	0	0	0	0	600,000
<b>Stormwater Facility Renovation</b>									
Prior Adopted	318,000	328,000	338,000	348,000	358,000	0	0	0	1,690,000
Request	318,000	328,000	338,000	348,000	358,000	369,000	0	0	2,059,000
Preliminary Recommended	318,000	328,000	338,000	348,000	358,000	369,000	0	0	2,059,000
Change From Prior Adopted	0	0	0	0	0	369,000	0	0	369,000
Change from Request	0	0	0	0	0	0	0	0	0
<b>Watershed Assessment and Improvement (NPDES)</b>									
Prior Adopted	3,824,500	3,960,720	4,125,000	4,300,000	4,500,000	0	0	0	20,710,220
Request	3,824,500	3,960,720	4,500,000	5,000,000	5,500,000	6,000,000	0	0	28,785,220
Preliminary Recommended	3,824,500	3,960,720	4,125,000	4,300,000	4,500,000	5,200,000	0	0	25,910,220
Change From Prior Adopted	0	0	0	0	0	5,200,000	0	0	5,200,000
Change from Request	0	0	(375,000)	(700,000)	(1,000,000)	(800,000)	0	0	(2,875,000)
<b>CONSERVATION AND OPEN SPACE TOTAL</b>									
Prior Adopted	7,575,800	7,722,020	7,896,400	8,081,300	8,291,400	0	0	0	39,566,920
Request	7,575,800	7,722,020	8,271,400	8,781,300	9,291,400	9,802,400	0	0	51,444,320
Preliminary Recommended	8,175,800	7,722,020	7,896,400	8,081,300	8,291,400	9,002,400	0	0	49,169,320
Change From Prior Adopted	600,000	0	0	0	0	9,002,400	0	0	9,602,400
Change from Request	600,000	0	(375,000)	(700,000)	(1,000,000)	(800,000)	0	0	(2,275,000)

# ROADS

	FY27	FY28	FY29	FY30	FY31	FY32	Prior Allocation	Balance To Complete	Total Project Cost
<b>Arrington Road Extension</b>									
Prior Adopted	0	0	0	0	0	0	0	0	0
Request	325,000	493,000	0	0	0	0	0	0	818,000
Preliminary Recommended	0	0	0	0	0	0	0	0	0
Change From Prior Adopted	0	0	0	0	0	0	0	0	0
Change from Request	(325,000)	(493,000)	0	0	0	0	0	0	(818,000)
<b>Bark Hill Material Storage Facility</b>									
Prior Adopted	0	0	0	0	0	0	0	0	0
Request	210,000	2,273,000	0	0	0	0	0	0	2,483,000
Preliminary Recommended	0	0	0	0	0	0	0	0	0
Change From Prior Adopted	0	0	0	0	0	0	0	0	0
Change from Request	(210,000)	(2,273,000)	0	0	0	0	0	0	(2,483,000)
<b>Hampstead Salt Storage Facility</b>									
Prior Adopted	0	0	0	0	0	0	0	0	0
Request	1,208,000	7,347,000	0	0	0	0	0	0	8,555,000
Preliminary Recommended	0	0	0	0	0	0	0	0	0
Change From Prior Adopted	0	0	0	0	0	0	0	0	0
Change from Request	(1,208,000)	(7,347,000)	0	0	0	0	0	0	(8,555,000)
<b>Highway Safety Improvements</b>									
Prior Adopted	42,000	44,000	47,000	50,000	53,000	0	0	0	236,000
Request	42,000	44,000	47,000	50,000	53,000	56,000	0	0	292,000
Preliminary Recommended	42,000	44,000	47,000	50,000	53,000	56,000	0	0	292,000
Change From Prior Adopted	0	0	0	0	0	56,000	0	0	56,000
Change from Request	0	0	0	0	0	0	0	0	0
<b>Hodges Material Storage Facility</b>									
Prior Adopted	0	0	0	0	0	0	0	0	0
Request	165,000	1,687,000	0	0	0	0	0	0	1,852,000
Preliminary Recommended	0	0	0	0	0	0	0	0	0
Change From Prior Adopted	0	0	0	0	0	0	0	0	0
Change from Request	(165,000)	(1,687,000)	0	0	0	0	0	0	(1,852,000)
<b>Maintenance Center Salt Storage Building Replacement</b>									
Prior Adopted	0	0	0	0	0	0	0	0	0
Request	447,000	5,071,000	0	0	0	0	0	0	5,518,000
Preliminary Recommended	0	0	0	0	0	0	0	0	0
Change From Prior Adopted	0	0	0	0	0	0	0	0	0
Change from Request	(447,000)	(5,071,000)	0	0	0	0	0	0	(5,518,000)
<b>Monroe Avenue Connection</b>									
Prior Adopted	0	0	0	0	0	0	1,761,240	0	1,761,240
Request	575,000	0	0	0	0	0	1,761,240	0	2,336,240
Preliminary Recommended	0	0	0	0	0	0	0	0	0
Change From Prior Adopted	0	0	0	0	0	0	(1,761,240)	0	(1,761,240)
Change from Request	(575,000)	0	0	0	0	0	(1,761,240)	0	(2,336,240)
<b>Pavement Management Program</b>									
Prior Adopted	18,970,000	20,319,000	21,666,000	23,182,000	24,805,000	0	0	0	108,942,000
Request	18,970,000	20,319,000	21,666,000	23,182,000	24,805,000	26,542,000	0	0	135,484,000
Preliminary Recommended	18,970,000	20,319,000	21,666,000	23,182,000	24,805,000	26,542,000	0	0	135,484,000
Change From Prior Adopted	0	0	0	0	0	26,542,000	0	0	26,542,000
Change from Request	0	0	0	0	0	0	0	0	0
<b>Pavement Preservation</b>									
Prior Adopted	1,244,000	1,306,000	1,372,000	1,440,000	1,512,000	0	0	0	6,874,000
Request	1,244,000	1,306,000	1,372,000	1,440,000	1,512,000	1,588,000	0	0	8,462,000
Preliminary Recommended	1,244,000	1,306,000	1,372,000	1,440,000	1,512,000	1,588,000	0	0	8,462,000
Change From Prior Adopted	0	0	0	0	0	1,588,000	0	0	1,588,000
Change from Request	0	0	0	0	0	0	0	0	0
<b>Prothero Road Extension</b>									
Prior Adopted	0	0	0	0	0	0	0	0	0
Request	2,100,000	0	0	0	0	0	0	0	2,100,000
Preliminary Recommended	0	0	0	0	0	0	0	0	0
Change From Prior Adopted	0	0	0	0	0	0	0	0	0
Change from Request	(2,100,000)	0	0	0	0	0	0	0	(2,100,000)

# ROADS

	FY27	FY28	FY29	FY30	FY31	FY32	Prior Allocation	Balance To Complete	Total Project Cost
<b>Ramp and Sidewalk Upgrades</b>									
Prior Adopted	109,000	114,000	120,000	126,000	131,900	0	0	0	600,900
Request	109,000	115,000	120,000	126,000	132,000	139,000	0	0	741,000
Preliminary Recommended	109,000	114,000	120,000	126,000	132,000	139,000	0	0	740,000
Change From Prior Adopted	0	0	0	0	100	139,000	0	0	139,100
Change from Request	0	(1,000)	0	0	0	0	0	0	(1,000)
<b>Ridenour Way Extension</b>									
Prior Adopted	0	0	0	0	0	0	2,625,000	0	2,625,000
Request	100,000	0	0	0	0	0	2,625,000	0	2,725,000
Preliminary Recommended	0	0	0	0	0	0	0	0	0
Change From Prior Adopted	0	0	0	0	0	0	(2,625,000)	0	(2,625,000)
Change from Request	(100,000)	0	0	0	0	0	(2,625,000)	0	(2,725,000)
<b>Slacks Road Improvements</b>									
Prior Adopted	3,000,000	0	0	0	0	0	100,000	0	3,100,000
Request	3,000,000	0	0	0	0	0	100,000	0	3,100,000
Preliminary Recommended	0	0	0	0	0	0	100,000	0	3,100,000
Change From Prior Adopted	(3,000,000)	0	0	0	0	0	0	0	0
Change from Request	(3,000,000)	0	0	0	0	0	0	0	0
<b>Small Drainage Structures</b>									
Prior Adopted	221,000	232,000	244,000	256,000	268,000	0	0	0	1,221,000
Request	308,000	323,000	340,000	360,000	378,000	397,000	0	0	2,106,000
Preliminary Recommended	221,000	232,000	244,000	256,000	268,000	281,000	0	0	1,502,000
Change From Prior Adopted	0	0	0	0	0	281,000	0	0	281,000
Change from Request	(87,000)	(91,000)	(96,000)	(104,000)	(110,000)	(116,000)	0	0	(604,000)
<b>Storm Drain Rehabilitation</b>									
Prior Adopted	221,000	232,000	244,000	256,000	268,000	0	0	0	1,221,000
Request	308,000	323,000	340,000	357,000	375,000	394,000	0	0	2,097,000
Preliminary Recommended	221,000	232,000	244,000	256,000	268,000	281,000	0	0	1,502,000
Change From Prior Adopted	0	0	0	0	0	281,000	0	0	281,000
Change from Request	(87,000)	(91,000)	(96,000)	(101,000)	(107,000)	(113,000)	0	0	(595,000)
<b>Storm Drain Video Inspection</b>									
Prior Adopted	110,000	116,000	122,000	128,000	134,000	0	0	0	610,000
Request	186,000	195,000	205,000	216,000	227,000	239,000	0	0	1,268,000
Preliminary Recommended	110,000	116,000	122,000	128,000	134,000	141,000	0	0	751,000
Change From Prior Adopted	0	0	0	0	0	141,000	0	0	141,000
Change from Request	(76,000)	(79,000)	(83,000)	(88,000)	(93,000)	(98,000)	0	0	(517,000)
<b>Winfield Material Storage Facility</b>									
Prior Adopted	0	0	0	0	0	0	0	0	0
Request	181,000	1,929,000	0	0	0	0	0	0	2,110,000
Preliminary Recommended	0	0	0	0	0	0	0	0	0
Change From Prior Adopted	0	0	0	0	0	0	0	0	0
Change from Request	(181,000)	(1,929,000)	0	0	0	0	0	0	(2,110,000)
<b>ROADS TOTAL</b>									
Prior Adopted	23,917,000	22,363,000	23,815,000	25,438,000	27,171,900	0	4,486,240	0	127,191,140
Request	29,478,000	41,425,000	24,090,000	25,731,000	27,482,000	29,355,000	4,486,240	0	182,047,240
Preliminary Recommended	20,917,000	22,363,000	23,815,000	25,438,000	27,172,000	29,028,000	100,000	0	151,833,000
Change From Prior Adopted	(3,000,000)	0	0	0	100	29,028,000	(4,386,240)	0	24,641,860
Change from Request	(8,561,000)	(19,062,000)	(275,000)	(293,000)	(310,000)	(327,000)	(4,386,240)	0	(30,214,240)

# BRIDGES

	FY27	FY28	FY29	FY30	FY31	FY32	Prior Allocation	Balance To Complete	Total Project Cost
<b>Bridge Inspection and Inventory</b>									
Prior Adopted	36,000	37,000	38,000	39,000	40,000	0	0	0	190,000
Request	36,000	37,000	38,000	39,000	40,000	41,000	0	0	231,000
Preliminary Recommended	36,000	37,000	38,000	39,000	40,000	41,000	0	0	231,000
Change From Prior Adopted	0	0	0	0	0	41,000	0	0	41,000
Change from Request	0	0	0	0	0	0	0	0	0
<b>Bridge Maintenance and Structural Repair</b>									
Prior Adopted	99,000	104,000	110,000	115,000	121,000	0	0	0	549,000
Request	166,000	175,000	184,000	194,000	201,000	211,000	0	0	1,131,000
Preliminary Recommended	99,000	104,000	110,000	115,000	121,000	127,000	0	0	676,000
Change From Prior Adopted	0	0	0	0	0	127,000	0	0	127,000
Change from Request	(67,000)	(71,000)	(74,000)	(79,000)	(80,000)	(84,000)	0	0	(455,000)
<b>Brown Road over Roaring Run</b>									
Prior Adopted	2,158,000	0	0	0	0	0	556,000	0	2,714,000
Request	0	2,352,000	0	0	0	0	556,000	0	2,908,000
Preliminary Recommended	0	2,352,000	0	0	0	0	556,000	0	2,908,000
Change From Prior Adopted	(2,158,000)	2,352,000	0	0	0	0	0	0	194,000
Change from Request	0	0	0	0	0	0	0	0	0
<b>Cleaning and Painting of Bridge Structural Steel</b>									
Prior Adopted	298,000	313,000	329,000	345,000	362,000	0	0	0	1,647,000
Request	298,000	313,000	329,000	345,000	362,000	379,000	0	0	2,026,000
Preliminary Recommended	298,000	313,000	329,000	345,000	362,000	379,000	0	0	2,026,000
Change From Prior Adopted	0	0	0	0	0	379,000	0	0	379,000
Change from Request	0	0	0	0	0	0	0	0	0
<b>Gaither Road over South Branch Patapsco</b>									
Prior Adopted	0	2,420,000	0	0	0	0	480,000	0	2,900,000
Request	0	2,420,000	0	0	0	0	480,000	0	2,900,000
Preliminary Recommended	0	2,420,000	0	0	0	0	480,000	0	2,900,000
Change From Prior Adopted	0	0	0	0	0	0	0	0	0
Change from Request	0	0	0	0	0	0	0	0	0
<b>Hawks Hill Road over Little Pipe Creek Tributary</b>									
Prior Adopted	0	0	0	0	0	0	1,177,000	0	1,177,000
Request	540,000	0	0	0	0	0	1,177,000	0	1,717,000
Preliminary Recommended	540,000	0	0	0	0	0	1,177,000	0	1,717,000
Change From Prior Adopted	540,000	0	0	0	0	0	0	0	540,000
Change from Request	0	0	0	0	0	0	0	0	0
<b>Hughes Shop Road Bridge over Bear Branch Road</b>									
Prior Adopted	0	0	0	0	0	0	2,601,000	0	2,601,000
Request	153,000	0	0	0	0	0	2,601,000	0	2,754,000
Preliminary Recommended	153,000	0	0	0	0	0	2,601,000	0	2,754,000
Change From Prior Adopted	153,000	0	0	0	0	0	0	0	153,000
Change from Request	0	0	0	0	0	0	0	0	0
<b>McKinstry's Mill Road over Little Pipe Creek</b>									
Prior Adopted	0	2,091,000	0	0	0	0	714,000	0	2,805,000
Request	0	2,259,000	0	0	0	0	714,000	0	2,973,000
Preliminary Recommended	0	2,259,000	0	0	0	0	714,000	0	2,973,000
Change From Prior Adopted	0	168,000	0	0	0	0	0	0	168,000
Change from Request	0	0	0	0	0	0	0	0	0

# BRIDGES

	FY27	FY28	FY29	FY30	FY31	FY32	Prior Allocation	Balance To Complete	Total Project Cost
<b>McKinstry's Mill Road over Sams Creek</b>									
Prior Adopted	0	0	0	0	0	0	1,865,000	0	1,865,000
Request	92,000	0	0	0	0	0	1,865,000	0	1,957,000
Preliminary Recommended	92,000	0	0	0	0	0	1,865,000	0	1,957,000
Change From Prior Adopted	92,000	0	0	0	0	0	0	0	92,000
Change from Request	0	0	0	0	0	0	0	0	0
<b>McKinstry's Mill Road over Tributary to Little Pipe Creek</b>									
Prior Adopted	0	0	971,000	0	0	0	301,000	0	1,272,000
Request	99,000	0	1,320,000	0	0	0	301,000	0	1,720,000
Preliminary Recommended	99,000	0	1,320,000	0	0	0	301,000	0	1,720,000
Change From Prior Adopted	99,000	0	349,000	0	0	0	0	0	448,000
Change from Request	0	0	0	0	0	0	0	0	0
<b>Niner Road over Middle Run</b>									
Prior Adopted	0	0	0	0	431,000	0	0	939,000	1,370,000
Request	0	0	0	0	431,000	0	0	1,244,000	1,675,000
Preliminary Recommended	0	0	0	0	431,000	0	0	1,244,000	1,675,000
Change From Prior Adopted	0	0	0	0	0	0	0	305,000	305,000
Change from Request	0	0	0	0	0	0	0	0	0
<b>Old Kays Mill Road over Beaver Run</b>									
Prior Adopted	570,000	0	2,233,000	0	0	0	0	0	2,803,000
Request	840,000	0	2,422,000	0	0	0	0	0	3,262,000
Preliminary Recommended	840,000	0	2,422,000	0	0	0	0	0	3,262,000
Change From Prior Adopted	270,000	0	189,000	0	0	0	0	0	459,000
Change from Request	0	0	0	0	0	0	0	0	0
<b>Patapsco Road over E. Branch Patapsco</b>									
Prior Adopted	0	0	0	0	0	0	2,793,000	0	2,793,000
Request	199,000	0	0	0	0	0	2,793,000	0	2,992,000
Preliminary Recommended	199,000	0	0	0	0	0	2,793,000	0	2,992,000
Change From Prior Adopted	199,000	0	0	0	0	0	0	0	199,000
Change from Request	0	0	0	0	0	0	0	0	0
<b>Stem Road over Wolf Pit Branch</b>									
Prior Adopted	0	0	0	0	0	0	1,298,000	0	1,298,000
Request	123,000	0	279,000	0	0	0	1,298,000	0	1,700,000
Preliminary Recommended	402,000	0	0	0	0	0	1,298,000	0	1,700,000
Change From Prior Adopted	402,000	0	0	0	0	0	0	0	402,000
Change from Request	279,000	0	(279,000)	0	0	0	0	0	0
<b>Stone Chapel Road over Little Pipe Creek</b>									
Prior Adopted	0	0	0	0	0	0	2,280,000	0	2,280,000
Request	126,000	0	0	0	0	0	2,280,000	0	2,406,000
Preliminary Recommended	126,000	0	0	0	0	0	2,280,000	0	2,406,000
Change From Prior Adopted	126,000	0	0	0	0	0	0	0	126,000
Change from Request	0	0	0	0	0	0	0	0	0
<b>Woodbine Road over S. Branch Patapsco</b>									
Prior Adopted	0	0	0	6,367,000	0	0	1,121,000	0	7,488,000
Request	0	0	0	6,924,000	0	0	1,121,000	0	8,045,000
Preliminary Recommended	0	0	0	6,924,000	0	0	1,121,000	0	8,045,000
Change From Prior Adopted	0	0	0	557,000	0	0	0	0	557,000
Change from Request	0	0	0	0	0	0	0	0	0
<b>BRIDGES TOTAL</b>									
Prior Adopted	3,161,000	4,965,000	3,681,000	6,866,000	954,000	0	15,186,000	939,000	35,752,000
Request	2,672,000	7,556,000	4,572,000	7,502,000	1,034,000	631,000	15,186,000	1,244,000	40,397,000
Preliminary Recommended	2,884,000	7,485,000	4,219,000	7,423,000	954,000	547,000	15,186,000	1,244,000	39,942,000
Change From Prior Adopted	(277,000)	2,520,000	538,000	557,000	0	547,000	0	305,000	4,190,000
Change from Request	212,000	(71,000)	(353,000)	(79,000)	(80,000)	(84,000)	0	0	(455,000)

**GENERAL GOVERNMENT**

	FY27	FY28	FY29	FY30	FY31	FY32	Prior Allocation	Balance To Complete	Total Project Cost
<b>Carroll Comm. College Trades, Technology, and Training Complex</b>									
Prior Adopted	0	0	0	0	0	0	0	0	0
Request	450,000	17,000,000	0	0	0	174,000,000	0	0	191,450,000
Preliminary Recommended	0	0	0	0	0	0	0	0	0
Change From Prior Adopted	0	0	0	0	0	0	0	0	0
Change from Request	(450,000)	(17,000,000)	0	0	0	(174,000,000)	0	0	(191,450,000)
<b>Carroll Community College Technology</b>									
Prior Adopted	0	350,000	350,000	350,000	350,000	0	0	0	1,400,000
Request	500,000	500,000	500,000	500,000	500,000	500,000	0	0	3,000,000
Preliminary Recommended	0	350,000	350,000	350,000	350,000	0	0	0	1,400,000
Change From Prior Adopted	0	0	0	0	0	0	0	0	0
Change from Request	(500,000)	(150,000)	(150,000)	(150,000)	(150,000)	(500,000)	0	0	(1,600,000)
<b>Carroll County Parking Garage</b>									
Prior Adopted	0	0	0	0	0	0	0	0	0
Request	2,702,000	15,814,000	0	0	0	0	0	0	18,516,000
Preliminary Recommended	0	0	0	0	0	0	0	0	0
Change From Prior Adopted	0	0	0	0	0	0	0	0	0
Change from Request	(2,702,000)	(15,814,000)	0	0	0	0	0	0	(18,516,000)
<b>CCWD ADA Unisex Bathroom</b>									
Prior Adopted	0	0	0	0	0	0	0	0	0
Request	117,000	1,053,000	0	0	0	0	0	0	1,170,000
Preliminary Recommended	0	0	0	0	0	0	0	0	0
Change From Prior Adopted	0	0	0	0	0	0	0	0	0
Change from Request	(117,000)	(1,053,000)	0	0	0	0	0	0	(1,170,000)
<b>CCWD Elevator</b>									
Prior Adopted	0	0	0	0	0	0	0	0	0
Request	312,000	2,544,000	0	0	0	0	0	0	2,856,000
Preliminary Recommended	0	0	0	0	0	0	0	0	0
Change From Prior Adopted	0	0	0	0	0	0	0	0	0
Change from Request	(312,000)	(2,544,000)	0	0	0	0	0	0	(2,856,000)
<b>County Building Systemic Renovations</b>									
Prior Adopted	1,750,000	1,750,000	2,000,000	2,000,000	2,000,000	0	0	0	9,500,000
Request	1,750,000	1,750,000	2,000,000	2,000,000	2,000,000	2,000,000	0	0	11,500,000
Preliminary Recommended	1,750,000	1,890,000	2,041,000	2,204,000	2,380,000	2,570,000	0	0	12,835,000
Change From Prior Adopted	0	140,000	41,000	204,000	380,000	2,570,000	0	0	3,335,000
Change from Request	0	140,000	41,000	204,000	380,000	570,000	0	0	1,335,000
<b>County Technology</b>									
Prior Adopted	1,584,000	1,663,000	1,746,000	1,833,000	1,925,000	0	0	0	8,751,000
Request	1,584,000	1,663,000	1,746,000	1,833,000	1,925,000	2,021,000	0	0	10,772,000
Preliminary Recommended	1,584,000	1,663,000	1,746,000	1,833,000	1,925,000	2,021,000	0	0	10,772,000
Change From Prior Adopted	0	0	0	0	0	2,021,000	0	0	2,021,000
Change from Request	0	0	0	0	0	0	0	0	0
<b>Courthouse Annex Building Renovation</b>									
Prior Adopted	0	0	0	0	0	0	0	0	0
Request	669,000	0	7,018,000	0	0	0	0	0	7,687,000
Preliminary Recommended	0	0	0	0	0	0	0	0	0
Change From Prior Adopted	0	0	0	0	0	0	0	0	0
Change from Request	(669,000)	0	(7,018,000)	0	0	0	0	0	(7,687,000)
<b>Courtroom #6 Renovation</b>									
Prior Adopted	0	0	0	0	0	0	2,300,000	0	2,300,000
Request	3,400,000	0	0	0	0	0	2,300,000	0	5,700,000
Preliminary Recommended	0	0	0	0	0	0	0	0	0
Change From Prior Adopted	0	0	0	0	0	0	(2,300,000)	0	(2,300,000)
Change from Request	(3,400,000)	0	0	0	0	0	(2,300,000)	0	(5,700,000)
<b>Detention Center Access System Replacement</b>									
Prior Adopted	0	0	0	0	0	0	500,000	0	500,000
Request	50,000	0	0	0	0	0	500,000	0	550,000
Preliminary Recommended	50,000	0	0	0	0	0	500,000	0	550,000
Change From Prior Adopted	50,000	0	0	0	0	0	0	0	50,000
Change from Request	0	0	0	0	0	0	0	0	0

**GENERAL GOVERNMENT**

	FY27	FY28	FY29	FY30	FY31	FY32	Prior Allocation	Balance To Complete	Total Project Cost
<b>Elections Pollbooks and Printers</b>									
Prior Adopted	0	0	0	0	0	0	452,000	0	0
Request	0	0	0	0	0	0	452,000	0	0
Preliminary Recommended	170,000	0	0	0	0	0	452,000	0	622,000
Change From Prior Adopted	170,000	0	0	0	0	0	0	0	622,000
Change from Request	170,000	0	0	0	0	0	0	0	622,000
<b>Eldersburg Library Replacement</b>									
Prior Adopted	0	0	0	0	0	0	0	0	0
Request	4,621,000	0	32,696,000	5,934,000	0	0	0	0	43,251,000
Preliminary Recommended	0	0	0	0	0	0	0	0	0
Change From Prior Adopted	0	0	0	0	0	0	0	0	0
Change from Request	(4,621,000)	0	(32,696,000)	(5,934,000)	0	0	0	0	(43,251,000)
<b>Emergency Mgmt and Comm. Building Improvements</b>									
Prior Adopted	0	0	0	0	0	0	0	0	0
Request	236,000	1,290,000	0	0	0	0	0	0	1,526,000
Preliminary Recommended	0	0	0	0	0	0	0	0	0
Change From Prior Adopted	0	0	0	0	0	0	0	0	0
Change from Request	(236,000)	(1,290,000)	0	0	0	0	0	0	(1,526,000)
<b>Emergency Mgmt. and Comm. Dispatch Console Hardware Upgrade</b>									
Prior Adopted	0	0	0	0	0	0	2,900,000	0	2,900,000
Request	0	0	0	0	0	0	0	0	0
Preliminary Recommended	2,900,000	0	0	0	0	0	0	0	2,900,000
Change From Prior Adopted	2,900,000	0	0	0	0	0	(2,900,000)	0	0
Change from Request	2,900,000	0	0	0	0	0	0	0	2,900,000
<b>Emergency Mgmt and Comm. Headquarters</b>									
Prior Adopted	0	0	0	0	0	0	0	0	0
Request	2,600,000	0	22,900,000	0	0	0	0	0	25,500,000
Preliminary Recommended	0	0	0	0	0	0	0	0	0
Change From Prior Adopted	0	0	0	0	0	0	0	0	0
Change from Request	(2,600,000)	0	(22,900,000)	0	0	0	0	0	(25,500,000)
<b>Emergency Mgmt. and Comm. Radios</b>									
Prior Adopted	788,000	812,000	836,000	861,000	887,000	0	0	0	4,184,000
Request	788,000	812,000	836,000	861,000	887,000	940,000	0	0	5,124,000
Preliminary Recommended	788,000	812,000	836,000	861,000	887,000	940,000	0	0	5,124,000
Change From Prior Adopted	0	0	0	0	0	940,000	0	0	940,000
Change from Request	0	0	0	0	0	0	0	0	0
<b>Emergency Mgmt. and Comm. Radio Management</b>									
Prior Adopted	0	0	0	0	0	0	0	0	0
Request	362,000	140,000	0	0	0	0	0	0	502,000
Preliminary Recommended	362,000	140,000	0	0	0	0	0	0	502,000
Change From Prior Adopted	362,000	140,000	0	0	0	0	0	0	502,000
Change from Request	0	0	0	0	0	0	0	0	0
<b>Facilities Maintenance Building</b>									
Prior Adopted	0	0	0	0	0	0	0	0	0
Request	3,114,000	0	23,846,000	5,168,000	0	0	0	0	32,128,000
Preliminary Recommended	0	0	0	0	0	0	0	0	0
Change From Prior Adopted	0	0	0	0	0	0	0	0	0
Change from Request	(3,114,000)	0	(23,846,000)	(5,168,000)	0	0	0	0	(32,128,000)
<b>Fire and EMS Apparatus Building Bathroom Renovation</b>									
Prior Adopted	0	0	0	0	0	0	0	0	0
Request	43,000	231,000	0	0	0	0	0	0	274,000
Preliminary Recommended	0	0	0	0	0	0	0	0	0
Change From Prior Adopted	0	0	0	0	0	0	0	0	0
Change from Request	(43,000)	(231,000)	0	0	0	0	0	0	(274,000)
<b>Fire and EMS Regional Water Supply</b>									
Prior Adopted	168,000	176,000	185,000	194,000	204,000	0	0	0	927,000
Request	168,000	176,000	185,000	194,000	204,000	214,000	0	0	1,141,000
Preliminary Recommended	125,000	131,000	138,000	145,000	152,000	160,000	0	0	851,000
Change From Prior Adopted	(43,000)	(45,000)	(47,000)	(49,000)	(52,000)	160,000	0	0	(76,000)
Change from Request	(43,000)	(45,000)	(47,000)	(49,000)	(52,000)	(54,000)	0	0	(290,000)

**GENERAL GOVERNMENT**

	FY27	FY28	FY29	FY30	FY31	FY32	Prior Allocation	Balance To Complete	Total Project Cost
<b>Fire and EMS Self-Contained Breathing Apparatus Replacement</b>									
Prior Adopted	572,000	601,000	631,000	663,000	696,000	0	0	0	3,163,000
Request	572,000	601,000	631,000	663,000	696,000	731,000	0	0	3,894,000
Preliminary Recommended	1,750,000	1,750,000	550,000	577,500	606,400	636,700	0	0	5,870,600
Change From Prior Adopted	1,178,000	1,149,000	(81,000)	(85,500)	(89,600)	636,700	0	0	2,707,600
Change from Request	1,178,000	1,149,000	(81,000)	(85,500)	(89,600)	(94,300)	0	0	1,976,600
<b>Fleet Lift Replacements</b>									
Prior Adopted	0	355,000	0	0	0	0	0	0	355,000
Request	0	355,000	0	0	0	0	0	0	355,000
Preliminary Recommended	0	195,000	0	0	0	0	0	0	195,000
Change From Prior Adopted	0	(160,000)	0	0	0	0	0	0	(160,000)
Change from Request	0	(160,000)	0	0	0	0	0	0	(160,000)
<b>Generator Replacement</b>									
Prior Adopted	150,000	125,000	125,000	125,000	125,000	0	0	0	650,000
Request	150,000	125,000	125,000	125,000	125,000	100,000	0	0	750,000
Preliminary Recommended	100,000	105,000	110,000	116,000	122,000	128,000	0	0	681,000
Change From Prior Adopted	(50,000)	(20,000)	(15,000)	(9,000)	(3,000)	128,000	0	0	31,000
Change from Request	(50,000)	(20,000)	(15,000)	(9,000)	(3,000)	28,000	0	0	(69,000)
<b>HR and Payroll System Replacement</b>									
Prior Adopted	0	0	0	0	0	0	450,000	0	450,000
Request	500,000	0	0	0	0	0	0	0	500,000
Preliminary Recommended	500,000	0	0	0	0	0	0	0	500,000
Change From Prior Adopted	500,000	0	0	0	0	0	(450,000)	0	50,000
Change from Request	0	0	0	0	0	0	0	0	0
<b>Library Technology</b>									
Prior Adopted	100,000	100,000	150,000	150,000	150,000	0	0	0	650,000
Request	100,000	100,000	150,000	150,000	150,000	500,000	0	0	1,150,000
Preliminary Recommended	100,000	100,000	150,000	150,000	150,000	150,000	0	0	800,000
Change From Prior Adopted	0	0	0	0	0	150,000	0	0	150,000
Change from Request	0	0	0	0	0	(350,000)	0	0	(350,000)
<b>Mt. Airy Senior Center/Library Addition</b>									
Prior Adopted	0	0	0	0	0	0	0	0	0
Request	364,000	0	2,785,000	500,000	0	0	0	0	3,649,000
Preliminary Recommended	0	0	0	0	0	0	0	0	0
Change From Prior Adopted	0	0	0	0	0	0	0	0	0
Change from Request	(364,000)	0	(2,785,000)	(500,000)	0	0	0	0	(3,649,000)
<b>Mt. Airy Senior Center Renovations</b>									
Prior Adopted	0	0	0	0	0	0	0	0	0
Request	38,000	0	654,000	42,000	0	0	0	0	734,000
Preliminary Recommended	0	0	0	0	0	0	0	0	0
Change From Prior Adopted	0	0	0	0	0	0	0	0	0
Change from Request	(38,000)	0	(654,000)	(42,000)	0	0	0	0	(734,000)
<b>North Carroll Govt. Bldg. CCPL Expansion (formerly North Carroll Basement Renovation)</b>									
Prior Adopted	0	0	0	0	0	0	0	0	0
Request	0	1,551,000	13,710,000	0	0	0	0	0	15,261,000
Preliminary Recommended	0	0	0	0	0	0	0	0	0
Change From Prior Adopted	0	0	0	0	0	0	0	0	0
Change from Request	0	(1,551,000)	(13,710,000)	0	0	0	0	0	(15,261,000)
<b>Parking Lot Overlays</b>									
Prior Adopted	371,000	390,000	410,000	431,000	453,000	0	0	0	2,055,000
Request	371,000	390,000	410,000	431,000	453,000	476,000	0	0	2,531,000
Preliminary Recommended	500,000	525,000	551,000	579,000	608,000	638,000	0	0	3,401,000
Change From Prior Adopted	129,000	135,000	141,000	148,000	155,000	638,000	0	0	1,346,000
Change from Request	129,000	135,000	141,000	148,000	155,000	162,000	0	0	870,000
<b>Sheriff's Office Detention Center Recreation Yard Roof</b>									
Prior Adopted	0	0	0	0	0	0	0	0	0
Request	36,000	306,000	0	0	0	0	0	0	342,000
Preliminary Recommended	0	0	0	0	0	0	0	0	0
Change From Prior Adopted	0	0	0	0	0	0	0	0	0
Change from Request	(36,000)	(306,000)	0	0	0	0	0	0	(342,000)

**GENERAL GOVERNMENT**

	FY27	FY28	FY29	FY30	FY31	FY32	Prior Allocation	Balance To Complete	Total Project Cost
<b>Sheriff's Office Detention Center Replacement</b>									
Prior Adopted	0	0	0	0	0	0	0	0	0
Request	23,000	139,000	0	10,553,000	0	93,450,000	0	0	104,165,000
Preliminary Recommended	0	0	0	0	0	0	0	0	0
Change From Prior Adopted	0	0	0	0	0	0	0	0	0
Change from Request	(23,000)	(139,000)	0	(10,553,000)	0	(93,450,000)	0	0	(104,165,000)
<b>Sheriff's Office Detention Center Sally Port Roof</b>									
Prior Adopted	0	0	0	0	0	0	0	0	0
Request	78,000	677,000	0	0	0	0	0	0	755,000
Preliminary Recommended	0	0	0	0	0	0	0	0	0
Change From Prior Adopted	0	0	0	0	0	0	0	0	0
Change from Request	(78,000)	(677,000)	0	0	0	0	0	0	(755,000)
<b>Taneytown Senior Center Restrooms</b>									
Prior Adopted	0	0	0	0	0	0	0	0	0
Request	190,000	1,192,000	0	0	0	0	0	0	1,382,000
Preliminary Recommended	0	0	0	0	0	0	0	0	0
Change From Prior Adopted	0	0	0	0	0	0	0	0	0
Change from Request	(190,000)	(1,192,000)	0	0	0	0	0	0	(1,382,000)
<b>Transportation Building and Parking Lot Expansion</b>									
Prior Adopted	0	0	0	0	0	0	0	0	0
Request	545,000	0	4,025,000	0	0	0	0	0	4,570,000
Preliminary Recommended	0	0	0	0	0	0	0	0	0
Change From Prior Adopted	0	0	0	0	0	0	0	0	0
Change from Request	(545,000)	0	(4,025,000)	0	0	0	0	0	(4,570,000)
<b>Visitation Center Replacement</b>									
Prior Adopted	0	0	0	0	0	0	0	0	0
Request	835,000	0	7,506,000	0	0	0	0	0	8,341,000
Preliminary Recommended	0	0	0	0	0	0	0	0	0
Change From Prior Adopted	0	0	0	0	0	0	0	0	0
Change from Request	(835,000)	0	(7,506,000)	0	0	0	0	0	(8,341,000)
<b>Westminster Library Staff Office Space Renovation</b>									
Prior Adopted	0	0	0	0	0	0	0	0	0
Request	0	680,000	0	6,764,000	0	0	0	0	7,444,000
Preliminary Recommended	0	0	0	0	0	0	0	0	0
Change From Prior Adopted	0	0	0	0	0	0	0	0	0
Change from Request	0	(680,000)	0	(6,764,000)	0	0	0	0	(7,444,000)
<b>Westminster Senior Center Porch Enclosure</b>									
Prior Adopted	0	0	0	0	0	0	0	0	0
Request	131,000	1,211,000	0	0	0	0	0	0	1,342,000
Preliminary Recommended	0	0	0	0	0	0	0	0	0
Change From Prior Adopted	0	0	0	0	0	0	0	0	0
Change from Request	(131,000)	(1,211,000)	0	0	0	0	0	0	(1,342,000)
<b>GENERAL GOVERNMENT TOTAL</b>									
Prior Adopted	5,483,000	6,322,000	6,433,000	6,607,000	6,790,000	0	6,602,000	0	37,785,000
Request	27,399,000	50,300,000	121,723,000	35,718,000	6,940,000	274,932,000	3,252,000	0	519,812,000
Preliminary Recommended	10,679,000	7,661,000	6,472,000	6,815,500	7,180,400	7,243,700	952,000	0	47,003,600
Change From Prior Adopted	5,196,000	1,339,000	39,000	208,500	390,400	7,243,700	(5,650,000)	0	9,218,600
Change from Request	(16,720,000)	(42,639,000)	(115,251,000)	(28,902,500)	240,400	(267,688,300)	(2,300,000)	0	(472,808,400)

## RECREATION AND CULTURE

	FY27	FY28	FY29	FY30	FY31	FY32	Prior Allocation	Balance To Complete	Total Project Cost
<b>Cape Horn Park Field Lighting</b>									
Prior Adopted	0	0	0	0	0	0	0	0	0
Request	0	0	507,000	0	0	0	0	0	507,000
Preliminary Recommended	0	0	507,000	0	0	0	0	0	507,000
Change From Prior Adopted	0	0	507,000	0	0	0	0	0	507,000
Change from Request	0	0	0	0	0	0	0	0	0
<b>Community Self-Help Projects</b>									
Prior Adopted	138,000	145,000	152,000	160,000	168,000	0	0	0	763,000
Request	138,000	145,000	152,000	160,000	168,000	177,000	0	0	940,000
Preliminary Recommended	138,000	145,000	152,000	160,000	168,000	177,000	0	0	940,000
Change From Prior Adopted	0	0	0	0	0	177,000	0	0	177,000
Change from Request	0	0	0	0	0	0	0	0	0
<b>Freedom Park Field Light Replacement</b>									
Prior Adopted	0	0	300,000	322,000	344,000	0	0	0	966,000
Request	0	0	0	0	0	0	0	0	0
Preliminary Recommended	0	0	0	0	0	0	0	0	0
Change From Prior Adopted	0	0	(300,000)	(322,000)	(344,000)	0	0	0	(966,000)
Change from Request	0	0	0	0	0	0	0	0	0
<b>Freedom Park Pavilion 1 Replacement</b>									
Prior Adopted	0	305,000	0	0	0	0	0	0	305,000
Request	0	410,000	0	0	0	0	0	0	410,000
Preliminary Recommended	0	410,000	0	0	0	0	0	0	410,000
Change From Prior Adopted	0	105,000	0	0	0	0	0	0	105,000
Change from Request	0	0	0	0	0	0	0	0	0
<b>Hashawha Raptor Mews Replacements &amp; Improvements</b>									
Prior Adopted	0	0	0	0	0	0	0	0	0
Request	0	0	703,000	0	0	0	0	0	703,000
Preliminary Recommended	0	0	710,000	0	0	0	0	0	710,000
Change From Prior Adopted	0	0	710,000	0	0	0	0	0	710,000
Change from Request	0	0	7,000	0	0	0	0	0	7,000
<b>Park Restoration</b>									
Prior Adopted	274,000	288,000	302,000	317,000	333,000	0	0	0	1,514,000
Request	274,000	288,000	302,000	317,000	333,000	350,000	0	0	1,864,000
Preliminary Recommended	274,000	288,000	302,000	317,000	333,000	350,000	0	0	1,864,000
Change From Prior Adopted	0	0	0	0	0	350,000	0	0	350,000
Change from Request	0	0	0	0	0	0	0	0	0
<b>Piney Run Boathouse Replacement</b>									
Prior Adopted	0	0	0	0	0	0	488,500	0	488,500
Request	62,000	0	0	0	0	0	488,500	0	550,500
Preliminary Recommended	62,000	0	0	0	0	0	488,500	0	550,500
Change From Prior Adopted	62,000	0	0	0	0	0	0	0	62,000
Change from Request	0	0	0	0	0	0	0	0	0
<b>Piney Run Park Outdoor Programming Area Improvements</b>									
Prior Adopted	0	0	0	0	0	0	0	0	0
Request	0	0	0	220,000	800,000	0	0	0	1,020,000
Preliminary Recommended	0	0	0	220,000	800,000	0	0	0	1,020,000
Change From Prior Adopted	0	0	0	220,000	800,000	0	0	0	1,020,000
Change from Request	0	0	0	0	0	0	0	0	0
<b>Piney Run Park Pavilion 3 Replacement</b>									
Prior Adopted	304,000	0	0	0	0	0	0	0	304,000
Request	282,000	0	0	0	0	0	0	0	282,000
Preliminary Recommended	282,000	0	0	0	0	0	0	0	282,000
Change From Prior Adopted	(22,000)	0	0	0	0	0	0	0	(22,000)
Change from Request	0	0	0	0	0	0	0	0	0
<b>Piney Run Seawall and Launch Replacement</b>									
Prior Adopted	0	0	0	0	0	0	277,000	0	277,000
Request	75,000	0	0	0	0	0	277,000	0	352,000
Preliminary Recommended	75,000	0	0	0	0	0	277,000	0	352,000
Change From Prior Adopted	75,000	0	0	0	0	0	0	0	75,000
Change from Request	0	0	0	0	0	0	0	0	0

## RECREATION AND CULTURE

	FY27	FY28	FY29	FY30	FY31	FY32	Prior Allocation	Balance To Complete	Total Project Cost
<b>Playground Equipment Replacement</b>									
Prior Adopted	0	500,000	100,000	0	0	0	0	0	600,000
Request	0	750,000	175,000	350,000	0	725,000	0	0	2,000,000
Preliminary Recommended	0	750,000	175,000	350,000	0	725,000	0	0	2,000,000
Change From Prior Adopted	0	250,000	75,000	350,000	0	725,000	0	0	1,400,000
Change from Request	0	0	0	0	0	0	0	0	0
<b>Sports Complex Field Improvements</b>									
Prior Adopted	745,000	0	0	0	0	0	1,700,000	0	2,445,000
Request	1,197,000	0	0	0	0	0	1,700,000	0	2,445,000
Preliminary Recommended	1,210,000	0	0	0	0	0	1,700,000	0	2,910,000
Change From Prior Adopted	465,000	0	0	0	0	0	0	0	465,000
Change from Request	13,000	0	0	0	0	0	0	0	465,000
<b>Town Fund</b>									
Prior Adopted	9,600	9,600	9,600	9,600	9,600	0	0	0	48,000
Request	9,600	9,600	9,600	9,600	9,600	9,600	0	0	57,600
Preliminary Recommended	9,600	9,600	9,600	9,600	9,600	9,600	0	0	57,600
Change From Prior Adopted	0	0	0	0	0	9,600	0	0	9,600
Change from Request	0	0	0	0	0	0	0	0	0
<b>Unallocated Impact Fees</b>									
Prior Adopted	0	0	0	0	0	0	0	0	0
Request	110,562	0	0	0	0	0	0	0	110,562
Preliminary Recommended	110,562	0	0	0	0	0	0	0	110,562
Change From Prior Adopted	110,562	0	0	0	0	0	0	0	110,562
Change from Request	0	0	0	0	0	0	0	0	0
<b>RECREATION AND CULTURE TOTAL</b>									
Prior Adopted	1,470,600	1,247,600	863,600	808,600	854,600	0	2,465,500	0	7,710,500
Request	2,148,162	1,602,600	1,848,600	1,056,600	1,310,600	1,261,600	2,465,500	0	11,241,662
Preliminary Recommended	2,161,162	1,602,600	1,855,600	1,056,600	1,310,600	1,261,600	2,465,500	0	11,713,662
Change From Prior Adopted	690,562	355,000	992,000	248,000	456,000	1,261,600	0	0	4,003,162
Change from Request	13,000	0	7,000	0	0	0	0	0	472,000

### AIRPORT ENTERPRISE FUND

	FY27	FY28	FY29	FY30	FY31	FY32	Prior Allocation	Balance To Complete	Total Project Cost
<b>Grounds and Maintenance Equipment</b>									
Prior Adopted	36,000	36,000	36,000	36,000	36,000	0	0	0	180,000
Request	36,000	36,000	36,000	36,000	36,000	36,000	0	0	216,000
Preliminary Recommended	36,000	36,000	36,000	36,000	36,000	36,000	0	0	216,000
Change From Prior Adopted	0	0	0	0	0	36,000	0	0	36,000
Change from Request	0	0	0	0	0	0	0	0	0

#### AIRPORT ENTERPRISE FUND TOTAL

Prior Adopted	36,000	36,000	36,000	36,000	36,000	0	0	0	180,000
Request	36,000	36,000	36,000	36,000	36,000	36,000	0	0	216,000
Preliminary Recommended	36,000	36,000	36,000	36,000	36,000	36,000	0	0	216,000
Change From Prior Adopted	0	0	0	0	0	36,000	0	0	36,000
Change from Request	0	0	0	0	0	0	0	0	0

### FIBER NETWORK ENTERPRISE FUND

	FY27	FY28	FY29	FY30	FY31	FY32	Prior Allocation	Balance To Complete	Total Project Cost
<b>CCPN Equipment Replacement</b>									
Prior Adopted	354,000	372,000	391,000	411,000	432,000	0	0	0	1,960,000
Request	354,000	372,000	391,000	411,000	432,000	454,000	0	0	2,414,000
Preliminary Recommended	354,000	372,000	391,000	411,000	432,000	454,000	0	0	2,414,000
Change From Prior Adopted	0	0	0	0	0	454,000	0	0	454,000
Change from Request	0	0	0	0	0	0	0	0	0

#### FIBER NETWORK ENTERPRISE FUND TOTAL

Prior Adopted	354,000	372,000	391,000	411,000	432,000	0	0	0	1,960,000
Request	354,000	372,000	391,000	411,000	432,000	454,000	0	0	2,414,000
Preliminary Recommended	354,000	372,000	391,000	411,000	432,000	454,000	0	0	2,414,000
Change From Prior Adopted	0	0	0	0	0	454,000	0	0	454,000
Change from Request	0	0	0	0	0	0	0	0	0

### SEPTAGE ENTERPRISE FUND

	FY27	FY28	FY29	FY30	FY31	FY32	Prior Allocation	Balance To Complete	Total Project Cost
<b>Westminster Septage Facility Improvements</b>									
Prior Adopted	0	0	0	0	0	0	5,800,000	0	5,800,000
Request	0	0	0	0	0	0	5,800,000	0	5,800,000
Preliminary Recommended	100,000	0	0	0	0	0	5,800,000	0	5,900,000
Change From Prior Adopted	100,000	0	0	0	0	0	0	0	100,000
Change from Request	100,000	0	0	0	0	0	0	0	100,000

#### SEPTAGE ENTERPRISE FUND TOTAL

Prior Adopted	0	0	0	0	0	0	5,800,000	0	5,800,000
Request	0	0	0	0	0	0	5,800,000	0	5,800,000
Preliminary Recommended	100,000	0	0	0	0	0	5,800,000	0	5,900,000
Change From Prior Adopted	100,000	0	0	0	0	0	0	0	100,000
Change from Request	100,000	0	0	0	0	0	0	0	100,000

### SOLID WASTE ENTERPRISE FUND

	FY27	FY28	FY29	FY30	FY31	FY32	Prior Allocation	Balance To Complete	Total Project Cost
<b>Northern Landfill Western Perimeter Access Road Paving</b>									
Prior Adopted	0	0	0	0	0	0	0	0	0
Request	175,000	0	0	0	0	0	0	0	175,000
Preliminary Recommended	0	0	0	0	0	0	0	0	0
Change From Prior Adopted	0	0	0	0	0	0	0	0	0
Change from Request	(175,000)	0	0	0	0	0	0	0	(175,000)

#### SOLID WASTE ENTERPRISE FUND TOTAL

Prior Adopted	0	0	0	0	0	0	0	0	0
Request	175,000	0	0	0	0	0	0	0	175,000
Preliminary Recommended	0	0	0	0	0	0	0	0	0
Change From Prior Adopted	0	0	0	0	0	0	0	0	0
Change from Request	(175,000)	0	0	0	0	0	0	0	(175,000)

## UTILITIES ENTERPRISE FUND

	FY27	FY28	FY29	FY30	FY31	FY32	Prior Allocation	Balance To Complete	Total Project Cost
<b>County Sewer Line Rehabilitation and Replacement</b>									
Prior Adopted	556,000	583,000	612,000	642,000	674,000	0	2,429,000	0	5,496,000
Request	1,693,000	1,549,000	2,001,000	1,853,000	2,206,000	2,000,000	2,429,000	0	13,731,000
Preliminary Recommended	556,000	583,000	612,000	642,000	674,000	655,000	2,429,000	0	6,151,000
Change From Prior Adopted	0	0	0	0	0	655,000	0	0	655,000
Change from Request	(1,137,000)	(966,000)	(1,389,000)	(1,211,000)	(1,532,000)	(1,345,000)	0	0	(7,580,000)
<b>County Water Line Rehabilitation and Replacement</b>									
Prior Adopted	500,000	600,000	700,000	800,000	900,000	0	4,133,000	0	7,633,000
Request	3,543,000	3,545,000	2,747,000	2,749,000	3,301,000	3,303,000	4,133,000	0	23,321,000
Preliminary Recommended	500,000	650,000	800,000	950,000	1,100,000	1,250,000	4,133,000	0	9,383,000
Change From Prior Adopted	0	50,000	100,000	150,000	200,000	1,250,000	0	0	1,750,000
Change from Request	(3,043,000)	(2,895,000)	(1,947,000)	(1,799,000)	(2,201,000)	(2,053,000)	0	0	(13,938,000)
<b>Edgewood Pump Station Rehabilitation</b>									
Prior Adopted	0	0	0	0	0	0	0	0	0
Request	150,000	1,900,000	0	0	0	0	0	0	2,050,000
Preliminary Recommended	150,000	0	2,050,000	0	0	0	0	0	2,200,000
Change From Prior Adopted	150,000	0	2,050,000	0	0	0	0	0	2,200,000
Change from Request	0	(1,900,000)	2,050,000	0	0	0	0	0	150,000
<b>Francis Scott Key Pump Station Rehabilitation</b>									
Prior Adopted	0	0	0	0	0	0	0	0	0
Request	296,099	1,203,901	0	0	0	0	0	0	1,500,000
Preliminary Recommended	296,099	1,203,901	0	0	0	0	0	0	1,500,000
Change From Prior Adopted	296,099	1,203,901	0	0	0	0	0	0	1,500,000
Change from Request	0	0	0	0	0	0	0	0	0
<b>Freedom Water Treatment Plant Equipment Replacement</b>									
Prior Adopted	120,000	120,000	120,000	130,000	130,000	0	1,238,490	0	1,858,490
Request	120,000	120,000	120,000	130,000	130,000	130,000	1,238,490	0	1,988,490
Preliminary Recommended	150,000	158,000	166,000	174,000	183,000	192,000	1,238,490	0	2,261,490
Change From Prior Adopted	30,000	38,000	46,000	44,000	53,000	192,000	0	0	403,000
Change from Request	30,000	38,000	46,000	44,000	53,000	62,000	0	0	273,000
<b>Freedom Water Treatment Plant Membrane Replacement</b>									
Prior Adopted	206,000	206,000	206,000	206,000	206,000	0	2,523,250	0	3,553,250
Request	206,000	206,000	206,000	206,000	206,000	206,000	2,523,250	0	3,759,250
Preliminary Recommended	190,000	190,000	190,000	190,000	190,000	190,000	2,523,250	0	3,663,250
Change From Prior Adopted	(16,000)	(16,000)	(16,000)	(16,000)	(16,000)	190,000	0	0	110,000
Change from Request	(16,000)	(16,000)	(16,000)	(16,000)	(16,000)	(16,000)	0	0	(96,000)
<b>Hampstead WWTP Equipment Replacement</b>									
Prior Adopted	0	0	0	0	0	0	0	0	0
Request	100,000	100,000	100,000	120,000	120,000	130,000	0	0	670,000
Preliminary Recommended	100,000	100,000	100,000	120,000	120,000	130,000	0	0	670,000
Change From Prior Adopted	100,000	100,000	100,000	120,000	120,000	130,000	0	0	670,000
Change from Request	0	0	0	0	0	0	0	0	0
<b>PFAS Sewer Remediation</b>									
Prior Adopted	0	0	0	0	0	0	0	0	0
Request	100,000	150,000	400,000	1,450,000	1,500,000	1,550,000	0	0	5,150,000
Preliminary Recommended	100,000	150,000	200,000	250,000	300,000	350,000	0	0	1,350,000
Change From Prior Adopted	100,000	150,000	200,000	250,000	300,000	350,000	0	0	1,350,000
Change from Request	0	0	(200,000)	(1,200,000)	(1,200,000)	(1,200,000)	0	0	(3,800,000)

## UTILITIES ENTERPRISE FUND

	FY27	FY28	FY29	FY30	FY31	FY32	Prior Allocation	Balance To Complete	Total Project Cost
<b>PFAS Water Remediation</b>									
Prior Adopted	0	0	0	0	0	0	0	0	0
Request	100,000	150,000	400,000	1,450,000	1,500,000	1,550,000	0	0	5,150,000
Preliminary Recommended	100,000	150,000	200,000	250,000	300,000	350,000	0	0	1,350,000
Change From Prior Adopted	100,000	150,000	200,000	250,000	300,000	350,000	0	0	1,350,000
Change from Request	0	0	(200,000)	(1,200,000)	(1,200,000)	(1,200,000)	0	0	(3,800,000)
<b>Pump Station Equipment Replacement</b>									
Prior Adopted	125,000	150,000	175,000	200,000	225,000	0	1,006,695	0	1,881,695
Request	850,000	900,000	950,000	1,000,000	1,050,000	1,100,000	1,006,695	0	6,856,695
Preliminary Recommended	125,000	150,000	175,000	200,000	225,000	250,000	1,006,695	0	2,131,695
Change From Prior Adopted	0	0	0	0	0	250,000	0	0	250,000
Change from Request	(725,000)	(750,000)	(775,000)	(800,000)	(825,000)	(850,000)	0	0	(4,725,000)
<b>Pump Station Rehabilitations</b>									
Prior Adopted	0	0	0	0	0	0	0	0	0
Request	0	2,600,000	13,500,000	1,250,000	11,500,000	0	0	0	28,850,000
Preliminary Recommended	0	0	315,000	6,300,000	174,000	1,102,500	0	0	7,891,500
Change From Prior Adopted	0	0	315,000	6,300,000	174,000	1,102,500	0	0	7,891,500
Change from Request	0	(2,600,000)	(13,185,000)	5,050,000	(11,326,000)	1,102,500	0	0	(20,958,500)
<b>Shiloh Pump Station Expansion</b>									
Prior Adopted	0	4,872,000	0	0	0	0	898,000	0	5,770,000
Request	0	5,500,000	0	0	0	0	898,000	0	6,398,000
Preliminary Recommended	0	5,600,000	0	0	0	0	898,000	0	6,498,000
Change From Prior Adopted	0	728,000	0	0	0	0	0	0	728,000
Change from Request	0	100,000	0	0	0	0	0	0	100,000
<b>Snowdens Run Pump Station Wet Well</b>									
Prior Adopted	675,000	0	0	0	0	0	150,000	0	825,000
Request	675,000	0	0	0	0	0	150,000	0	825,000
Preliminary Recommended	675,000	0	0	0	0	0	150,000	0	825,000
Change From Prior Adopted	0	0	0	0	0	0	0	0	0
Change from Request	0	0	0	0	0	0	0	0	0
<b>Sykesville Pump Station Expansion</b>									
Prior Adopted	0	0	0	0	0	0	2,400,000	0	2,400,000
Request	0	0	0	0	0	0	2,400,000	0	2,400,000
Preliminary Recommended	1,700,000	0	0	0	0	0	2,400,000	0	4,100,000
Change From Prior Adopted	1,700,000	0	0	0	0	0	0	0	1,700,000
Change from Request	1,700,000	0	0	0	0	0	0	0	1,700,000
<b>Tank Inspection and Rehabilitation</b>									
Prior Adopted	318,000	334,000	351,000	150,000	158,000	0	5,495,031	0	6,806,031
Request	318,000	334,000	351,000	150,000	158,000	165,000	5,495,031	0	6,971,031
Preliminary Recommended	318,000	334,000	351,000	150,000	158,000	165,000	5,495,031	0	6,971,031
Change From Prior Adopted	0	0	0	0	0	165,000	0	0	165,000
Change from Request	0	0	0	0	0	0	0	0	0
<b>Water Main Valve Replacement and Rehabilitation</b>									
Prior Adopted	342,000	352,000	363,000	380,000	400,000	0	3,726,700	0	5,563,700
Request	342,000	352,000	363,000	380,000	400,000	415,000	3,726,700	0	5,978,700
Preliminary Recommended	205,000	211,000	217,000	224,000	231,000	238,000	3,726,700	0	5,052,700
Change From Prior Adopted	(137,000)	(141,000)	(146,000)	(156,000)	(169,000)	238,000	0	0	(511,000)
Change from Request	(137,000)	(141,000)	(146,000)	(156,000)	(169,000)	(177,000)	0	0	(926,000)

**UTILITIES ENTERPRISE FUND**

	FY27	FY28	FY29	FY30	FY31	FY32	Prior Allocation	Balance To Complete	Total Project Cost
--	------	------	------	------	------	------	------------------	---------------------	--------------------

**Water Meters**

Prior Adopted	655,000	699,000	759,000	811,000	868,000	0	9,447,660	0	13,239,660
Request	655,000	699,000	759,000	811,000	868,000	928,000	9,447,660	0	14,167,660
Preliminary Recommended	150,000	244,000	347,000	460,000	583,000	717,000	9,447,660	0	11,948,660
Change From Prior Adopted	(505,000)	(455,000)	(412,000)	(351,000)	(285,000)	717,000	0	0	(1,291,000)
Change from Request	(505,000)	(455,000)	(412,000)	(351,000)	(285,000)	(211,000)	0	0	(2,219,000)

**Water Service Line Replacement**

Prior Adopted	275,000	289,000	303,000	318,000	334,000	0	3,347,200	0	4,866,200
Request	324,000	340,000	357,000	375,000	393,000	413,000	3,347,200	0	5,549,200
Preliminary Recommended	225,000	240,000	250,000	260,000	270,000	280,000	3,347,200	0	4,872,200
Change From Prior Adopted	(50,000)	(49,000)	(53,000)	(58,000)	(64,000)	280,000	0	0	6,000
Change from Request	(99,000)	(100,000)	(107,000)	(115,000)	(123,000)	(133,000)	0	0	(677,000)

**UTILITIES ENTERPRISE FUND TOTAL**

Prior Adopted	3,772,000	8,205,000	3,589,000	3,637,000	3,895,000	0	36,795,026	0	59,893,026
Request	9,472,099	19,648,901	22,254,000	11,924,000	23,332,000	11,890,000	36,795,026	0	135,316,026
Preliminary Recommended	5,540,099	9,963,901	5,973,000	10,170,000	4,508,000	5,869,500	36,795,026	0	78,819,526
Change From Prior Adopted	1,768,099	1,758,901	2,384,000	6,533,000	613,000	5,869,500	0	0	18,926,500
Change from Request	(3,932,000)	(9,685,000)	(16,281,000)	(1,754,000)	(18,824,000)	(6,020,500)	0	0	(56,496,500)

ALL FUNDS  
AND  
CAPITAL BUDGET SUMMARY



# FY25 - FY27 All Funds Revenue Summary

Revenue Source	Fiscal Year			\$ Change FY26 to FY27
	2025 Budget	2026 Budget	2027 Budget	
<b>Capital Fund</b>				
Local	\$89,331,980	\$103,748,955	\$59,652,062	(\$44,096,893)
State	20,390,289	21,881,631	29,118,400	7,236,769
Federal	3,816,400	2,283,800	1,363,000	(920,800)
Other	365,250	383,510	402,680	19,170
<b>Total Capital Fund Sources</b>	<b>\$113,903,919</b>	<b>\$128,297,896</b>	<b>\$90,536,142</b>	<b>(\$37,761,754)</b>
<b>Airport Enterprise Fund</b>				
Local-Enterprise Fund	\$36,000	\$36,000	\$36,000	\$0
<b>Total Airport Enterprise Fund Sources</b>	<b>\$36,000</b>	<b>\$36,000</b>	<b>\$36,000</b>	<b>\$0</b>
<b>Fiber Enterprise Fund</b>				
Local-Enterprise Fund	\$860,000	\$337,000	\$354,000	\$17,000
<b>Total Fiber Enterprise Fund Sources</b>	<b>\$860,000</b>	<b>\$337,000</b>	<b>\$354,000</b>	<b>\$17,000</b>
<b>Septage Enterprise Fund</b>				
Local-Enterprise Fund	\$0	\$300,000	\$100,000	(\$200,000)
<b>Total Septage Enterprise Fund Sources</b>	<b>\$0</b>	<b>\$300,000</b>	<b>\$100,000</b>	<b>(\$200,000)</b>
<b>Utilities Enterprise Fund</b>				
Local-Enterprise Fund	\$7,608,000	\$2,474,000	\$5,540,099	\$3,066,099
<b>Total Utilities Enterprise Fund Sources</b>	<b>\$7,608,000</b>	<b>\$2,474,000</b>	<b>\$5,540,099</b>	<b>\$3,066,099</b>
<b>Total Revenues</b>	<b>\$122,407,919</b>	<b>\$131,444,896</b>	<b>\$96,566,241</b>	<b>(\$34,878,655)</b>

## **FY25 - FY27 All Funds Appropriations Summary**

<b>Appropriation</b>	<b>Fiscal Year</b>			<b>\$ Change FY26 to FY27</b>
	<b>2025 Budget</b>	<b>2026 Budget</b>	<b>2027 Budget</b>	
<b>Capital Fund</b>	\$113,903,919	\$128,297,896	\$90,536,142	( <b>\$37,761,754</b> )
<b>Airport Enterprise Fund</b>	36,000	36,000	36,000	0
<b>Fiber Enterprise Fund</b>	860,000	337,000	354,000	17,000
<b>Septage Enterprise Fund</b>	0	300,000	100,000	( <b>200,000</b> )
<b>Utilities Enterprise Fund</b>	7,608,000	2,474,000	5,540,099	3,066,099
<b>Total Appropriations</b>	<b>\$122,407,919</b>	<b>\$131,444,896</b>	<b>\$96,566,241</b>	<b>(<b>\$34,878,655</b>)</b>

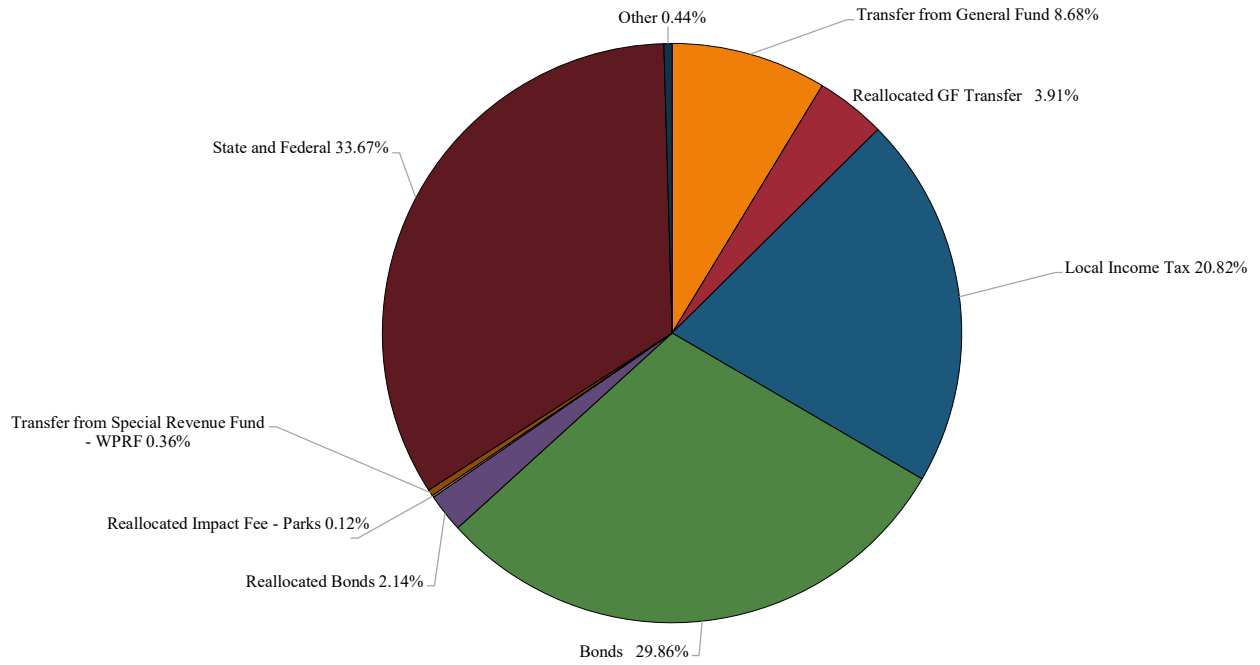
# FY25 - FY27 Capital Fund Revenues

Revenue Source	Fiscal Year			\$ Change FY26 to FY27
	2025 Budget	2026 Budget	2027 Budget	
<b>Local</b>				
Transfer from General Fund	\$33,196,560	\$34,151,126	\$7,859,578	(\$26,291,549)
Reallocated GF Transfer	3,230,440	10,233,577	3,536,623	(6,696,955)
Local Income Tax	18,978,320	23,942,910	18,848,180	(5,094,730)
Bonds	29,728,758	17,435,706	27,037,075	9,601,369
Reallocated Bonds	3,906,142	16,577,436	1,938,225	(14,639,211)
Impact Fee - Parks	0	516,700	0	(516,700)
Reallocated Impact Fee - Parks	0	85,000	110,562	25,562
Impact Fee - Schools	0	500,000	0	0
Transfer from Special Revenue Fund - WPRF	291,760	306,500	321,820	15,320
<b>LOCAL TOTAL</b>	<b>\$89,331,980</b>	<b>\$103,748,955</b>	<b>\$59,652,062</b>	<b>(\$43,596,893)</b>
<b>State</b>				
State Highway Administration	\$176,000	\$176,000	\$176,000	\$0
Highway User Revenue	4,168,000	3,176,000	5,493,000	2,317,000
Program Open Space	2,107,000	391,200	526,810	135,610
Reallocated Program Open Space	0	0	939,590	939,590
Ag. Preservation (MALPF)	1,000,000	1,000,000	1,000,000	0
Ag. Transfer Tax	100,000	100,000	700,000	600,000
State School Construction	12,839,289	12,196,231	16,580,000	4,383,769
Healthy Schools Funding	0	4,842,200	3,703,000	(1,139,200)
<b>STATE TOTAL</b>	<b>\$20,390,289</b>	<b>\$21,881,631</b>	<b>\$29,118,400</b>	<b>\$7,236,769</b>
<b>Federal</b>				
Federal Highway/Bridge	\$3,816,400	\$2,283,800	\$1,363,000	(\$920,800)
<b>FEDERAL TOTAL</b>	<b>\$3,816,400</b>	<b>\$2,283,800</b>	<b>\$1,363,000</b>	<b>(\$920,800)</b>
<b>Other</b>				
Municipal	\$365,250	\$383,510	\$402,680	\$19,170
<b>OTHER TOTAL</b>	<b>\$365,250</b>	<b>\$383,510</b>	<b>\$402,680</b>	<b>\$19,170</b>
<b>TOTAL REVENUES</b>	<b>\$113,903,919</b>	<b>\$128,297,896</b>	<b>\$90,536,142</b>	<b>(\$37,261,754)</b>

# Capital Fund Revenues

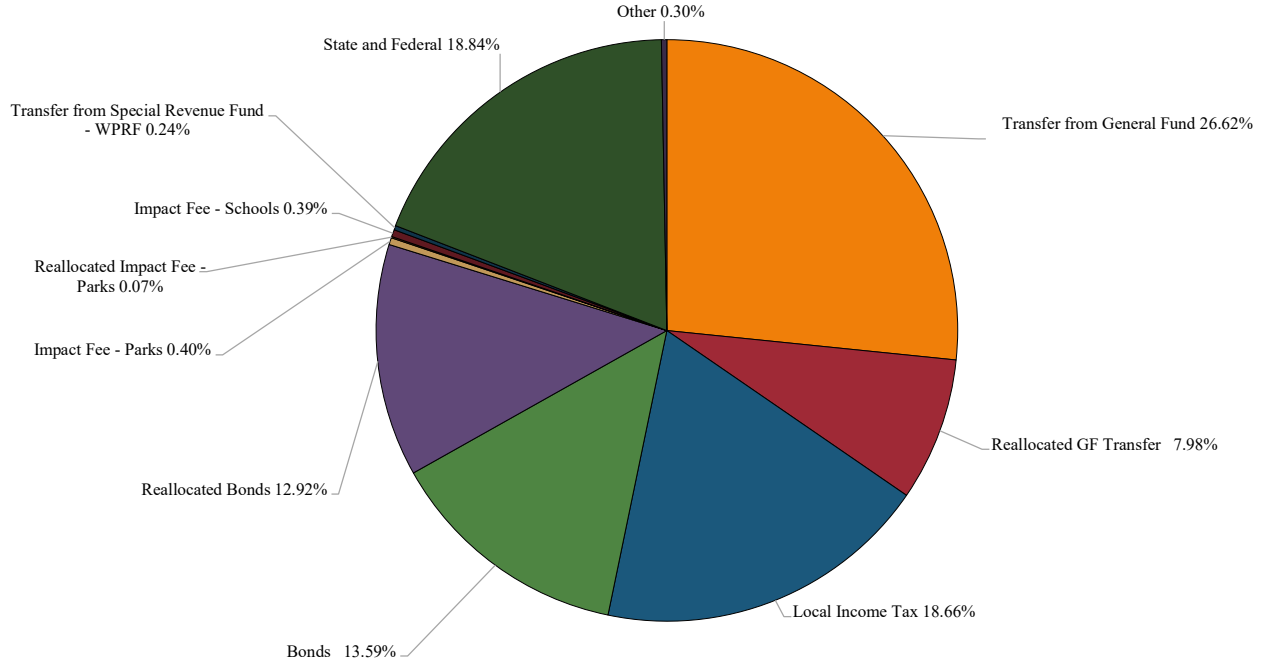
Fiscal Year 2027 Budget

\$90,536,142



Fiscal Year 2026 Budget

\$128,297,896



# FY25 - FY27 Capital Fund Appropriations

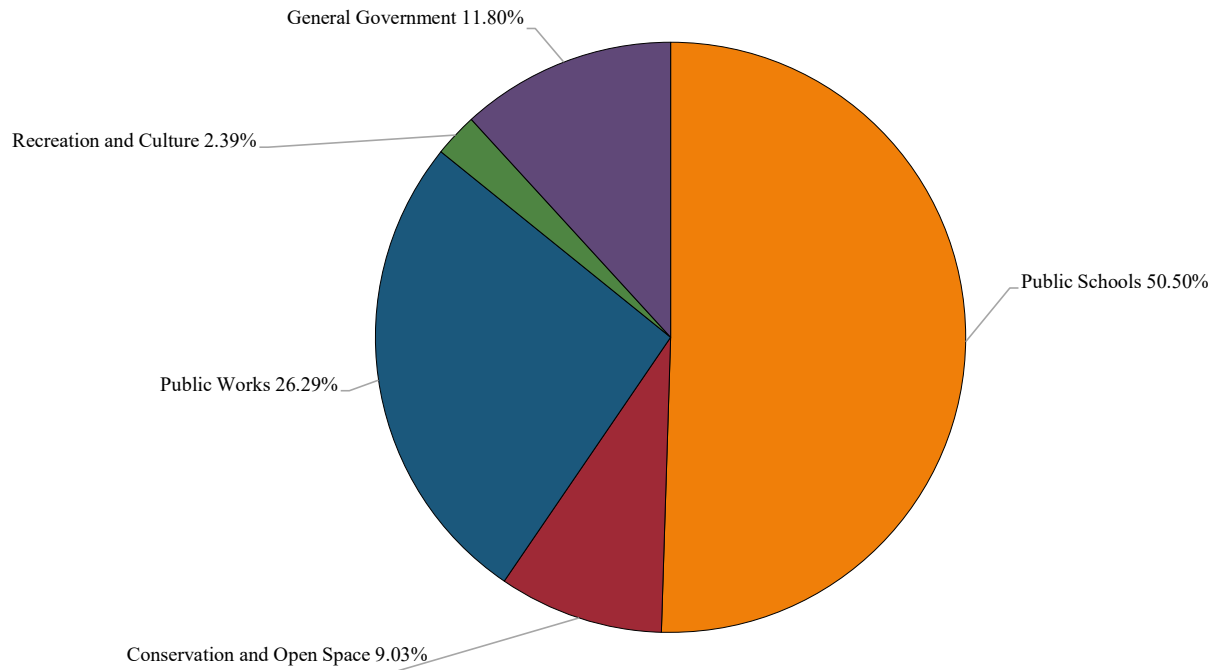
---

Appropriation Area	Fiscal Year			\$ Change FY26 to FY27
	2025 Budget	2026 Budget	2027 Budget	
<b><u>Public Schools</u></b>	\$48,340,609	\$60,489,285	\$45,719,180	(\$14,770,105)
<b><u>Conservation and Open Space</u></b>	\$9,290,310	\$7,533,410	\$8,175,800	\$642,390
<b><u>Public Works</u></b>				
Roads	\$23,124,000	\$21,885,000	\$20,917,000	(\$968,000)
Bridges	7,186,000	3,458,430	2,884,000	(574,430)
<b>Public Works Total</b>	<b>\$30,310,000</b>	<b>\$25,343,430</b>	<b>\$23,801,000</b>	<b>(\$1,542,430)</b>
<b><u>Recreation and Culture</u></b>	<b>\$2,696,000</b>	<b>\$6,295,771</b>	<b>\$2,161,162</b>	<b>(\$4,134,609)</b>
<b><u>General Government</u></b>				
County Facilities/Infrastructure	\$7,207,000	\$9,996,000	\$4,034,000	(\$5,962,000)
Criminal Justice/Public Safety	10,460,000	18,540,000	6,145,000	(12,395,000)
Board of Elections	0	0	0	0
Libraries/Senior Centers	100,000	100,000	500,000	400,000
Unallocated/Other	5,500,000	0	0	0
<b>General Government Total</b>	<b>\$23,267,000</b>	<b>\$28,636,000</b>	<b>\$10,679,000</b>	<b>(\$17,957,000)</b>
<b>Total Appropriations</b>	<b>\$113,903,919</b>	<b>\$128,297,896</b>	<b>\$90,536,142</b>	<b>(\$37,761,754)</b>

# Capital Fund Appropriations

Fiscal Year 2027 Budget

\$90,536,142



This chart shows appropriations to the five principal groupings in the Capital Fund.

Public Schools includes Board of Education construction, renovation, and modernization projects.

Conservation includes agricultural land preservation and easement programs, NPDES compliance projects, water development, and acquisition of property for other County uses, which may include future roadway easements and public facilities.

Public Works includes projects for the maintenance and construction of roads and bridges.

Recreation and Culture includes the purchase of park land, development and restoration of parks, and preservation of Union Mills Homestead.

General Government includes projects for Public Safety, Carroll Community College, Carroll County Public Library, State's Attorney's Office, Technology Services, Senior Centers, Farm Museum, Board of Elections, Sheriff's Office, and other County needs and improvements.

**Community Investment Plan - Schedule of Reappropriations**  
**Fiscal Year 2027**

Reappropriations are a transfer of funds. They may occur when there are unspent budgeted funds from a completed or cancelled project, or when there is an unallocated project that holds funds for future use.

**Capital Fund**

<b>Project</b>		<b>Source/Amount</b>		
<b>From</b>	<b>To</b>	<b>Local</b>	<b>Bonds</b>	<b>Other</b>
8776 Union Mills Waterwheel and Shaft Replacement	9954 County Building Systemic Renovations		\$343,191.26	
8898 Piney Run Pavilion Road Paving	8232 Park Restoration	\$27,427.50		
8773 Double Pipe Creek Boat Ramp	8232 Park Restoration	7,630.66		
8233 Parkland Acquisition	8988 Sports Complex Field Improvements			\$939,590.00
8175 Westminster Veteran's Memorial Park	9009 Unallocated Impact Fees	52,943.45		
9592 Cape Horn Field Lighting	9009 Unallocated Impact Fees	57,618.57		
8617 Stormwater Facility Renovation	9920 Watershed Assessment and Improvement		300,000.00	
9586 Slacks Road Improvements	8769 Storm Drain Video Inspection	100,000.00		
8587 Johnsville Road Sidewalk	Pavement Management 27		23,859.51	
9847 Small Drainage Structures	Pavement Management 27		1,000,000.00	
9598 Historic Courthouse Holding Area Renovation	8819 Public Safety Emergency Communication Radios	51,564.34		
8767 Pavement Management 19	Pavement Management 27		108,071.71	
8727 Charles Carroll Community Center	9954 County Building Systemic Renovations		163,102.80	
9956 General Government Unallocated	9215 Public Safety Dispatch Console Hardware Upgrade	2,900,000.00		
8590 Payroll/Human Resources System Replacement	HR and Payroll System Replacement	450,000.00		
<b>Total</b>		<b>\$3,647,184.52</b>	<b>\$1,938,225.28</b>	<b>\$939,590.00</b>

Community Investment Plan For Fiscal Year 2027

	<b>Total FY27</b>
<b><u>PUBLIC SCHOOLS</u></b>	
HVAC System Replacement - Carroll Springs	\$1,088,000
HVAC System Replacement - Carrolltowne Elementary	5,985,000
HVAC System Replacement - Friendship Valley Elementary	4,598,000
HVAC System Replacement - Northwest Middle	4,560,000
Paving	1,200,000
Prekindergarten Addition - Elmer Wolfe Elementary	1,357,000
Prekindergarten Addition - Robert Moton Elementary	866,000
Prekindergarten Addition - Runnymede Elementary	1,060,000
Prekindergarten Addition - Spring Garden Elementary	756,000
Prekindergarten Addition - Westminster Elementary	1,432,000
Prekindergarten Addition - William Winchester Elementary	1,266,000
Prekindergarten Additions	200,000
Relocatable Classrooms	300,000
Roof Replacement - Shiloh Middle	3,703,000
Technology Improvements	1,000,000
Transfer to Operating Budget for BOE Debt Service	16,348,180
<b>PUBLIC SCHOOLS TOTAL</b>	<b>\$45,719,180</b>
<b><u>CONSERVATION AND OPEN SPACE</u></b>	
Agricultural Land Preservation	\$4,033,300
Stormwater Facility Renovation	318,000
Watershed Assessment and Improvement (NPDES)	3,824,500
<b>CONSERVATION AND OPEN SPACE TOTAL</b>	<b>\$8,175,800</b>
<b><u>PUBLIC WORKS</u></b>	
- ROADS -	
Highway Safety Improvements	\$42,000
Pavement Management Program	18,970,000
Pavement Preservation	1,244,000
Ramp and Sidewalk Upgrades	109,000
Small Drainage Structures	221,000
Storm Drain Rehabilitation	221,000
Storm Drain Video Inspection	110,000
	<u>\$20,917,000</u>
- BRIDGES -	
Bridge Inspection and Inventory	\$36,000
Bridge Maintenance and Structural Repair	99,000
Cleaning and Painting of Bridge Structural Steel	298,000
Hawks Hill Road over Little Pipe Creek Tributary	540,000
Hughes Shop Road Bridge over Bear Branch Road	153,000
McKinstry's Mill Road over Sams Creek	92,000
McKinstry's Mill Road over Tributary to Little Pipe Creek	99,000
Old Kays Mill Road over Beaver Run	840,000
Patapsco Road over E. Branch Patapsco	199,000
Stem Road over Wolf Pit Branch	402,000
Stone Chapel Road over Little Pipe Creek	126,000
	<u>\$2,884,000</u>
<b>PUBLIC WORKS TOTAL</b>	<b>\$23,801,000</b>
<b><u>RECREATION AND CULTURE</u></b>	
Community Self-Help Projects	\$138,000
Park Restoration	274,000
Piney Run Boathouse Replacement	62,000
Piney Run Park Pavilion 3 Replacement	282,000
Piney Run Seawall and Launch Replacement	75,000
Sports Complex Field Improvements	1,210,000
Town Fund	9,600
Unallocated Impact Fees	110,562
<b>RECREATION AND CULTURE TOTAL</b>	<b>\$2,161,162</b>
<b><u>GENERAL GOVERNMENT</u></b>	
County Building Systemic Renovations	\$1,750,000
County Technology	1,584,000
Detention Center Access System Replacement	50,000
Elections Pollbooks and Printers	170,000
Emergency Mgmt and Comm. Dispatch Console Hardware Upgrade	2,900,000
Emergency Mgmt and Comm. Radios	788,000
Emergency Mgmt and Comm. Radio Management	362,000
Fire and EMS - Regional Water Supply	125,000
Fire and EMS - Self-Contained Breathing Apparatus Replacement	1,750,000
Generator Replacement	100,000
HR and Payroll System Replacement	500,000
Library Technology	100,000
Parking Lot Overlays	500,000
<b>GENERAL GOVERNMENT TOTAL</b>	<b>\$10,679,000</b>
<b>GRAND TOTAL</b>	<b>\$90,536,142</b>

# BUDGET SUMMARY



COMMUNITY INVESTMENT PLAN FOR FISCAL YEARS 2027 TO 2032

	FY27	FY28	FY29	FY30	FY31	FY32	Prior Allocation	Balance To Complete	Total Project Cost
<b>PUBLIC SCHOOLS</b>									
Freedom Elementary Addition	\$0	\$4,729,000	\$0	\$0	\$0	\$0	\$4,258,000	\$0	\$8,987,000
HVAC Improvements and Replacements	0	0	11,408,000	11,965,000	35,142,000	20,189,000	0	0	78,704,000
HVAC System Replacement - Carroll Springs	1,088,000	0	0	0	0	0	5,969,220	0	7,057,220
HVAC System Replacement - Carrolltowne Elementary	5,985,000	477,000	0	0	0	0	4,890,000	0	11,352,000
HVAC System Replacement - Friendship Valley Elementary	4,598,000	0	4,902,000	0	0	0	0	0	9,500,000
HVAC System Replacement - Northwest Middle	4,560,000	5,561,000	0	0	0	0	7,113,000	0	17,234,000
HVAC System Replacement - Piney Ridge Elementary	0	4,675,000	0	4,788,000	0	0	0	0	9,463,000
Paving	1,200,000	1,200,000	1,200,000	1,200,000	1,260,000	1,323,000	0	0	7,383,000
Prekindergarten Addition - Elmer Wolfe Elementary	1,357,000	0	0	0	0	0	0	0	1,357,000
Prekindergarten Addition - Robert Moton Elementary	866,000	0	0	0	0	0	0	0	866,000
Prekindergarten Addition - Runnymede Elementary	1,060,000	0	0	0	0	0	0	0	1,060,000
Prekindergarten Addition - Spring Garden Elementary	756,000	0	0	0	0	0	0	0	756,000
Prekindergarten Addition - Westminster Elementary	1,432,000	0	0	0	0	0	0	0	1,432,000
Prekindergarten Addition - William Winchester Elementary	1,266,000	0	0	0	0	0	0	0	1,266,000
Prekindergarten Additions	200,000	5,971,000	9,267,000	4,042,000	0	0	8,026,000	0	27,506,000
Relocatable Classrooms	300,000	310,000	320,000	330,000	340,000	350,000	0	0	1,950,000
Roof Replacement - Century High	0	0	4,382,000	4,713,000	0	0	0	0	9,095,000
Roof Replacement - Shiloh Middle	3,703,000	0	0	0	0	0	3,466,000	0	7,169,000
Roof Replacements	0	0	0	1,168,000	1,257,000	4,966,000	0	0	7,391,000
Sykesville Middle Addition	0	7,386,000	4,010,000	0	0	0	9,862,000	0	21,258,000
Technology Improvements	1,000,000	1,000,000	1,000,000	1,000,000	1,000,000	1,000,000	0	0	6,000,000
Transfer to Operating Budget for BOE Debt Service	16,348,180	17,805,100	19,843,020	18,831,040	18,945,340	18,904,460	0	0	110,677,140
<b>PUBLIC SCHOOLS TOTAL</b>	<b>\$45,719,180</b>	<b>\$49,114,100</b>	<b>\$56,332,020</b>	<b>\$48,037,040</b>	<b>\$57,944,340</b>	<b>\$46,732,460</b>	<b>\$43,584,220</b>	<b>\$0</b>	<b>\$347,463,360</b>
<b>SOURCES OF FUNDING:</b>									
Local Income Tax	\$18,848,180	\$20,315,100	\$22,363,020	\$21,361,040	\$21,545,340	\$21,577,460	\$6,842,000	\$0	\$132,852,140
Bonds	6,588,000	16,251,000	21,939,000	13,133,000	22,260,000	11,644,000	33,819,944	0	125,634,944
Impact Fee - Schools	0	0	0	0	0	0	500,000	0	500,000
State School Construction	16,580,000	12,548,000	12,030,000	13,543,000	14,139,000	13,511,000	2,422,276	0	84,773,276
Healthy Schools Funding	3,703,000	0	0	0	0	0	0	0	3,703,000
<b>PUBLIC SCHOOLS TOTAL</b>	<b>\$45,719,180</b>	<b>\$49,114,100</b>	<b>\$56,332,020</b>	<b>\$48,037,040</b>	<b>\$57,944,340</b>	<b>\$46,732,460</b>	<b>\$43,584,220</b>	<b>\$0</b>	<b>\$347,463,360</b>

COMMUNITY INVESTMENT PLAN FOR FISCAL YEARS 2027 TO 2032

	FY27	FY28	FY29	FY30	FY31	FY32	Prior Allocation	Balance To Complete	Total Project Cost
<b>CONSERVATION AND OPEN SPACE</b>									
Agricultural Land Preservation	\$4,033,300	\$3,433,300	\$3,433,400	\$3,433,300	\$3,433,400	\$3,433,400	\$0	\$0	\$21,200,100
Stormwater Facility Renovation	318,000	328,000	338,000	348,000	358,000	369,000	0	0	2,059,000
Watershed Assessment and Improvement (NPDES)	3,824,500	3,960,720	4,125,000	4,300,000	4,500,000	5,200,000	0	0	25,910,220
<b>CONSERVATION AND OPEN SPACE TOTAL</b>	<b>\$8,175,800</b>	<b>\$7,722,020</b>	<b>\$7,896,400</b>	<b>\$8,081,300</b>	<b>\$8,291,400</b>	<b>\$9,002,400</b>	<b>\$0</b>	<b>\$0</b>	<b>\$49,169,320</b>
<b>SOURCES OF FUNDING:</b>									
Transfer from General Fund	\$1,000,000	\$1,000,000	\$1,000,000	\$1,000,000	\$1,000,000	\$1,000,000	\$0	\$0	\$6,000,000
Bonds	4,451,300	4,861,300	5,012,650	5,164,300	5,336,400	5,914,400	0	0	30,740,350
Reallocated Bonds	300,000	0	0	0	0	0	0	0	300,000
Special Revenue Fund Transfer	321,820	337,910	330,000	344,000	360,000	416,000	0	0	2,109,730
Ag. Preservation (MALPF)	1,000,000	1,000,000	1,000,000	1,000,000	1,000,000	1,000,000	0	0	6,000,000
Ag Transfer Tax	700,000	100,000	100,000	100,000	100,000	100,000	0	0	1,200,000
Municipal	402,680	422,810	453,750	473,000	495,000	572,000	0	0	2,819,240
<b>CONSERVATION AND OPEN SPACE TOTAL</b>	<b>\$8,175,800</b>	<b>\$7,722,020</b>	<b>\$7,896,400</b>	<b>\$8,081,300</b>	<b>\$8,291,400</b>	<b>\$9,002,400</b>	<b>\$0</b>	<b>\$0</b>	<b>\$49,169,320</b>

COMMUNITY INVESTMENT PLAN FOR FISCAL YEARS 2027 TO 2032

	FY27	FY28	FY29	FY30	FY31	FY32	Prior Allocation	Balance To Complete	Total Project Cost
<b>ROADS</b>									
Highway Safety Improvements	\$42,000	\$44,000	\$47,000	\$50,000	\$53,000	\$56,000	\$0	\$0	\$292,000
Pavement Management Program	18,970,000	20,319,000	21,666,000	23,182,000	24,805,000	26,542,000	0	0	135,484,000
Pavement Preservation	1,244,000	1,306,000	1,372,000	1,440,000	1,512,000	1,588,000	0	0	8,462,000
Ramp and Sidewalk Upgrades	109,000	114,000	120,000	126,000	132,000	139,000	0	0	740,000
Small Drainage Structures	221,000	232,000	244,000	256,000	268,000	281,000	0	0	1,502,000
Storm Drain Rehabilitation	221,000	232,000	244,000	256,000	268,000	281,000	0	0	1,502,000
Storm Drain Video Inspection	110,000	116,000	122,000	128,000	134,000	141,000	0	0	751,000
<b>ROADS TOTAL</b>	<b>\$20,917,000</b>	<b>\$22,363,000</b>	<b>\$23,815,000</b>	<b>\$25,438,000</b>	<b>\$27,172,000</b>	<b>\$29,028,000</b>	<b>\$0</b>	<b>\$0</b>	<b>\$148,733,000</b>
<b>SOURCES OF FUNDING:</b>									
Transfer from General Fund	\$810,000	\$916,000	\$922,000	\$928,000	\$934,000	\$941,000	\$0	\$0	\$5,451,000
Reallocated GF Transfer	100,000	0	0	0	0	0	0	0	100,000
Bonds	13,206,069	17,971,000	19,384,000	20,968,000	22,662,000	24,477,000	0	0	118,668,069
Reallocated Bonds	1,131,931	0	0	0	0	0	0	0	1,131,931
State Highway Administration	176,000	176,000	176,000	176,000	176,000	176,000	0	0	1,056,000
Highway User Revenue	5,493,000	3,300,000	3,333,000	3,366,000	3,400,000	3,434,000	0	0	22,326,000
<b>ROADS TOTAL</b>	<b>\$20,917,000</b>	<b>\$22,363,000</b>	<b>\$23,815,000</b>	<b>\$25,438,000</b>	<b>\$27,172,000</b>	<b>\$29,028,000</b>	<b>\$0</b>	<b>\$0</b>	<b>\$148,733,000</b>

COMMUNITY INVESTMENT PLAN FOR FISCAL YEARS 2027 TO 2032

	FY27	FY28	FY29	FY30	FY31	FY32	Prior Allocation	Balance To Complete	Total Project Cost
<b>BRIDGES</b>									
Bridge Inspection and Inventory	\$36,000	\$37,000	\$38,000	\$39,000	\$40,000	\$41,000	\$0	\$0	\$231,000
Bridge Maintenance and Structural Repair	99,000	104,000	110,000	115,000	121,000	127,000	0	0	676,000
Brown Road over Roaring Run	0	2,352,000	0	0	0	0	556,000	0	2,908,000
Cleaning and Painting of Bridge Structural Steel	298,000	313,000	329,000	345,000	362,000	379,000	0	0	2,026,000
Gaither Road over South Branch Patapsco	0	2,420,000	0	0	0	0	480,000	0	2,900,000
Hawks Hill Road over Little Pipe Creek Tributary	540,000	0	0	0	0	0	1,177,000	0	1,717,000
Hughes Shop Road Bridge over Bear Branch Road	153,000	0	0	0	0	0	2,601,000	0	2,754,000
McKinstry's Mill Road over Little Pipe Creek	0	2,259,000	0	0	0	0	714,000	0	2,973,000
McKinstry's Mill Road over Sams Creek	92,000	0	0	0	0	0	1,865,000	0	1,957,000
McKinstry's Mill Road over Tributary to Little Pipe Creek	99,000	0	1,320,000	0	0	0	301,000	0	1,720,000
Niner Road over Middle Run	0	0	0	0	431,000	0	0	1,244,000	1,675,000
Old Kays Mill Road over Beaver Run	840,000	0	2,422,000	0	0	0	0	0	3,262,000
Patapsco Road over E. Branch Patapsco	199,000	0	0	0	0	0	2,793,000	0	2,992,000
Stem Road over Wolf Pit Branch	402,000	0	0	0	0	0	1,298,000	0	1,700,000
Stone Chapel Road over Little Pipe Creek	126,000	0	0	0	0	0	2,280,000	0	2,406,000
Woodbine Road over S. Branch Patapsco	0	0	0	6,924,000	0	0	1,121,000	0	8,045,000
<b>BRIDGES TOTAL</b>	<b>\$2,884,000</b>	<b>\$7,485,000</b>	<b>\$4,219,000</b>	<b>\$7,423,000</b>	<b>\$954,000</b>	<b>\$547,000</b>	<b>\$15,186,000</b>	<b>\$1,244,000</b>	<b>\$39,942,000</b>
<b>SOURCES OF FUNDING:</b>									
Transfer from General Fund	\$198,000	\$204,000	\$214,000	\$223,000	\$233,400	\$243,800	\$0	\$0	\$1,316,200
Bonds	1,323,000	1,908,220	1,972,720	1,884,800	431,000	0	5,093,002	1,244,000	13,856,742
Reallocated Bonds	0	0	0	0	0	0	164,998	0	164,998
Federal Highway/Bridge	1,363,000	5,372,780	2,032,280	5,315,200	289,600	303,200	9,928,000	0	24,604,060
<b>BRIDGES TOTAL</b>	<b>\$2,884,000</b>	<b>\$7,485,000</b>	<b>\$4,219,000</b>	<b>\$7,423,000</b>	<b>\$954,000</b>	<b>\$547,000</b>	<b>\$15,186,000</b>	<b>\$1,244,000</b>	<b>\$39,942,000</b>

COMMUNITY INVESTMENT PLAN FOR FISCAL YEARS 2027 TO 2032

	FY27	FY28	FY29	FY30	FY31	FY32	Prior Allocation	Balance To Complete	Total Project Cost
<b>RECREATION AND CULTURE</b>									
Cape Horn Park Field Lighting	\$0	\$0	\$507,000	\$0	\$0	\$0	\$0	\$0	\$507,000
Community Self-Help Projects	138,000	145,000	152,000	160,000	168,000	177,000	0	0	940,000
Freedom Park Pavilion 1 Replacement	0	410,000	0	0	0	0	0	0	410,000
Hashawha Raptor Mews Replacements & Improvements	0	0	710,000	0	0	0	0	0	710,000
Park Restoration	274,000	288,000	302,000	317,000	333,000	350,000	0	0	1,864,000
Piney Run Boathouse Replacement	62,000	0	0	0	0	0	488,500	0	550,500
Piney Run Park Outdoor Programming Area Improvements	0	0	0	220,000	800,000	0	0	0	1,020,000
Piney Run Park Pavilion 3 Replacement	282,000	0	0	0	0	0	0	0	282,000
Piney Run Seawall and Launch Replacement	75,000	0	0	0	0	0	277,000	0	352,000
Playground Equipment Replacement	0	750,000	175,000	350,000	0	725,000	0	0	2,000,000
Sports Complex Field Improvements	1,210,000	0	0	0	0	0	1,700,000	0	2,910,000
Town Fund	9,600	9,600	9,600	9,600	9,600	9,600	0	0	57,600
<b>RECREATION AND CULTURE TOTAL</b>	<b>\$2,161,162</b>	<b>\$1,602,600</b>	<b>\$1,855,600</b>	<b>\$1,056,600</b>	<b>\$1,310,600</b>	<b>\$1,261,600</b>	<b>\$2,465,500</b>	<b>\$0</b>	<b>\$11,713,662</b>
<b>SOURCES OF FUNDING:</b>									
Transfer from General Fund	\$549,142	\$558,600	\$552,100	\$543,600	\$590,600	\$609,100	\$226,600	\$0	\$3,629,742
Reallocated GF Transfer	35,058	0	0	0	0	0	20,000	0	55,058
Impact Fee - Parks	0	0	507,000	0	0	0	0	0	507,000
Program Open Space	526,810	1,044,000	796,500	513,000	720,000	652,500	2,218,900	0	6,471,710
<b>RECREATION AND CULTURE TOTAL</b>	<b>\$2,161,162</b>	<b>\$1,602,600</b>	<b>\$1,855,600</b>	<b>\$1,056,600</b>	<b>\$1,310,600</b>	<b>\$1,261,600</b>	<b>\$2,465,500</b>	<b>\$0</b>	<b>\$11,713,662</b>

COMMUNITY INVESTMENT PLAN FOR FISCAL YEARS 2027 TO 2032

	FY27	FY28	FY29	FY30	FY31	FY32	Prior Allocation	Balance To Complete	Total Project Cost
<b>GENERAL GOVERNMENT</b>									
Carroll Community College Technology	\$0	\$350,000	\$350,000	\$350,000	\$350,000	\$0	\$0	\$0	\$1,400,000
County Building Systemic Renovations	1,750,000	1,890,000	2,041,000	2,204,000	2,380,000	2,570,000	0	0	12,835,000
County Technology	1,584,000	1,663,000	1,746,000	1,833,000	1,925,000	2,021,000	0	0	10,772,000
Detention Center Access System Replacement	50,000	0	0	0	0	0	500,000	0	550,000
Elections Pollbooks and Printers	170,000	0	0	0	0	0	452,000	0	622,000
Emergency Mgmt. and Comm. Dispatch Console Hardware Upgrade	2,900,000	0	0	0	0	0	0	0	2,900,000
Emergency Mgmt. and Comm. Radios	788,000	812,000	836,000	861,000	887,000	940,000	0	0	5,124,000
Emergency Mgmt. and Comm. Radio Management	362,000	140,000	0	0	0	0	0	0	502,000
Fire and EMS Regional Water Supply	125,000	131,000	138,000	145,000	152,000	160,000	0	0	851,000
Fire and EMS Self-Contained Breathing Apparatus Replacement	1,750,000	1,750,000	550,000	577,500	606,400	636,700	0	0	5,870,600
Fleet Lift Replacements	0	195,000	0	0	0	0	0	0	195,000
Generator Replacement	100,000	105,000	110,000	116,000	122,000	128,000	0	0	681,000
HR and Payroll System Replacement	500,000	0	0	0	0	0	0	0	500,000
Library Technology	100,000	100,000	150,000	150,000	150,000	150,000	0	0	800,000
Parking Lot Overlays	500,000	525,000	551,000	579,000	608,000	638,000	0	0	3,401,000
<b>GENERAL GOVERNMENT TOTAL</b>	<b>\$10,679,000</b>	<b>\$7,661,000</b>	<b>\$6,472,000</b>	<b>\$6,815,500</b>	<b>\$7,180,400</b>	<b>\$7,243,700</b>	<b>\$952,000</b>	<b>\$0</b>	<b>\$47,003,600</b>
<b>SOURCES OF FUNDING:</b>									
Transfer from General Fund	\$5,302,436	\$5,340,000	\$4,183,000	\$4,350,500	\$4,526,400	\$4,385,700	\$952,000	\$0	\$29,040,036
Reallocated GF Transfer	3,401,564	0	0	0	0	0	0	0	3,401,564
Bonds	1,468,706	2,321,000	2,289,000	2,465,000	2,654,000	2,858,000	0	0	14,055,706
Reallocated Bonds	506,294	0	0	0	0	0	0	0	506,294
<b>GENERAL GOVERNMENT TOTAL</b>	<b>\$10,679,000</b>	<b>\$7,661,000</b>	<b>\$6,472,000</b>	<b>\$6,815,500</b>	<b>\$7,180,400</b>	<b>\$7,243,700</b>	<b>\$952,000</b>	<b>\$0</b>	<b>\$47,003,600</b>

**COMMUNITY INVESTMENT PLAN FOR FISCAL YEARS 2027 TO 2032**

**Capital Fund Summary**

	Fiscal Year						Prior Allocation	Balance To Complete	Total Project Cost
	2027	2028	2029	2030	2031	2032			
<b>GRAND TOTAL USES</b>	<b>\$90,536,142.02</b>	<b>\$95,947,720.00</b>	<b>\$100,590,020.00</b>	<b>\$96,851,440.00</b>	<b>\$102,852,740.00</b>	<b>\$93,815,160.00</b>	<b>\$62,187,720.00</b>	<b>\$1,244,000.00</b>	<b>\$644,024,942.02</b>
<b>SOURCES OF FUNDING</b>									
<b>- LOCAL -</b>									
Transfer from General Fund	\$7,859,578	\$8,018,600	\$6,871,100	\$7,045,100	\$7,284,400	\$7,179,600	\$1,178,600	\$0	\$45,436,978
Reallocated GF Transfer	3,536,623	0	0	0	0	0	20,000	0	3,556,623
Local Income Tax	18,848,180	20,315,100	22,363,020	21,361,040	21,545,340	21,577,460	6,842,000	0	132,852,140
Bonds	27,037,075	43,312,520	50,597,370	43,615,100	53,343,400	44,893,400	38,912,946	1,244,000	302,955,811
Reallocated Bonds	1,938,225	0	0	0	0	0	164,998	0	2,103,223
Impact Fee - Parks	0	0	507,000	0	0	0	0	0	507,000
Reallocated Impact Fee - Parks	110,562	0	0	0	0	0	0	0	110,562
Impact Fee - Schools	0	0	0	0	0	0	500,000	0	500,000
Transfer from Special Revenue - WPRF	321,820	337,910	330,000	344,000	360,000	416,000	0	0	2,109,730
<b>LOCAL TOTAL</b>	<b>\$59,652,062</b>	<b>\$71,984,130</b>	<b>\$80,668,490</b>	<b>\$72,365,240</b>	<b>\$82,533,140</b>	<b>\$74,066,460</b>	<b>\$47,618,544</b>	<b>\$1,244,000</b>	<b>\$490,132,066</b>
<b>- STATE -</b>									
State Highway Administration	\$176,000	\$176,000	\$176,000	\$176,000	\$176,000	\$176,000	\$0	\$0	\$1,056,000
Highway User Revenue	5,493,000	3,300,000	3,333,000	3,366,000	3,400,000	3,434,000	0	0	22,326,000
Program Open Space	526,810	1,044,000	796,500	513,000	720,000	652,500	2,218,900	0	6,471,710
Reallocated Program Open Space	939,590	0	0	0	0	0	0	0	939,590
Ag. Preservation (MALPF)	1,000,000	1,000,000	1,000,000	1,000,000	1,000,000	1,000,000	0	0	6,000,000
Ag. Transfer Tax	700,000	100,000	100,000	100,000	100,000	100,000	0	0	1,200,000
State School Construction	16,580,000	12,548,000	12,030,000	13,543,000	14,139,000	13,511,000	2,422,276	0	84,773,276
Healthy Schools Funding	3,703,000	0	0	0	0	0	0	0	3,703,000
<b>STATE TOTAL</b>	<b>\$29,118,400</b>	<b>\$18,168,000</b>	<b>\$17,435,500</b>	<b>\$18,698,000</b>	<b>\$19,535,000</b>	<b>\$18,873,500</b>	<b>\$4,641,176</b>	<b>\$0</b>	<b>\$126,469,576</b>
<b>- FEDERAL -</b>									
Federal Highway/Bridge	\$1,363,000	\$5,372,780	\$2,032,280	\$5,315,200	\$289,600	\$303,200	\$9,928,000	\$0	\$24,604,060
<b>FEDERAL TOTAL</b>	<b>\$1,363,000</b>	<b>\$5,372,780</b>	<b>\$2,032,280</b>	<b>\$5,315,200</b>	<b>\$289,600</b>	<b>\$303,200</b>	<b>\$9,928,000</b>	<b>\$0</b>	<b>\$24,604,060</b>
<b>- OTHER -</b>									
Municipal	\$402,680	\$422,810	\$453,750	\$473,000	\$495,000	\$572,000	\$0	\$0	\$2,819,240
<b>OTHER TOTAL</b>	<b>\$402,680</b>	<b>\$422,810</b>	<b>\$453,750</b>	<b>\$473,000</b>	<b>\$495,000</b>	<b>\$572,000</b>	<b>\$0</b>	<b>\$0</b>	<b>\$2,819,240</b>
<b>GRAND TOTAL SOURCES</b>	<b>\$90,536,142</b>	<b>\$95,947,720</b>	<b>\$100,590,020</b>	<b>\$96,851,440</b>	<b>\$102,852,740</b>	<b>\$93,815,160</b>	<b>\$62,187,720</b>	<b>\$1,244,000</b>	<b>\$644,024,942</b>



# PUBLIC SCHOOLS



## Overview of Public Schools CIP

The Public Schools Community Investment Plan (CIP) includes school construction, such as additions and modernizations, as well as other school-related projects. School construction is funded primarily by dedicated Local Income Tax revenue, State funding, and Impact Fees.

Developing the school construction plan is a complex process involving the Board of Education's plans, priorities and requests, enrollment projections, redistricting plans, and projected development.

Funding is planned in FY28 – 29 for the design and construction of additions at Freedom Elementary and Sykesville Middle schools.

Construction funding for six pre-kindergarten additions is included in FY27. Funding is also planned in FY28 – 30 for nine future pre-kindergarten additions.

Even with the \$303.9M included in the plan, all project requests could not be funded. In recent years, the Board of Education has identified several needs that have no existing or planned funding. Unfunded projects include:

- Liberty High Modernization
- William Winchester Elementary Modernization
- Robert Moton Elementary BEST Program Addition

Following this overview are copies of the Board of Education's FY27 State Capital Improvement Plan Budget Request/FY2028 – 2032 Capital Improvement Program Plan. For additional information on Public School projects, please refer to the individual project pages.

**FY 2027 CAPITAL IMPROVEMENT PROGRAM BUDGET REQUEST**

Priority	Prior Authorization/Allocation		Fiscal Year 2027 Funding Request		Request For	Total Request
	State	County	Total	State		
1		\$ 2,422,276	\$ 3,546,944	\$ 5,969,220	\$ 1,087,780	\$ 1,087,780
2			\$ 7,113,000	\$ 7,113,000	\$ 4,560,000	\$ 4,560,000
3	1		\$ 1,559,834	\$ 1,559,834	\$ 1,157,179	\$ 1,357,179
4	2		\$ 1,313,833	\$ 1,313,833	\$ 600,958	\$ 865,958
5	3		\$ 1,175,833	\$ 1,175,833	\$ 984,584	\$ 1,059,584
6	4		\$ 902,833	\$ 902,833	\$ 600,958	\$ 755,958
7	5		\$ 1,300,834	\$ 1,300,834	\$ 1,001,597	\$ 1,431,597
8	6		\$ 909,833	\$ 909,833	\$ 600,958	\$ 1,265,958
9			\$ 4,890,000	\$ 4,890,000	\$ 5,985,000	\$ 5,985,000
7					\$ 4,598,000	\$ 4,598,000
8					\$ 4,240,000	\$ 4,240,000
9					\$ 3,975,000	\$ 3,975,000
10					\$ 350,000	\$ 350,000
11					\$ 200,000	\$ 200,000
12					\$ 391,000	\$ 391,000
13					\$ 900,000	\$ 900,000
14					\$ 1,000,000	\$ 1,000,000
15					\$ 1,200,000	\$ 1,200,000
16					\$ 300,000	\$ 300,000
		<b>\$ 2,422,276</b>	<b>\$ 22,712,944</b>	<b>\$ 25,135,220</b>	<b>\$ 16,579,014</b>	<b>\$ 35,523,014</b>

- (S) = HVAC Scope Study
- (FS) = PSCP Required Feasibility Study
- (P) = Planning Approval [State] or Planning Funds [County]
- (SR) = Systemic Renovation
- (C) = Construction Funding
- (E) = Furniture & Equipment Funds



COMMUNITY INVESTMENT PLAN FOR FISCAL YEARS 2027 TO 2032

	FY27	FY28	FY29	FY30	FY31	FY32	Prior Allocation	Balance To Complete	Total Project Cost
<b>PUBLIC SCHOOLS</b>									
Freedom Elementary Addition	\$0	\$4,729,000	\$0	\$0	\$0	\$0	\$4,258,000	\$0	\$8,987,000
HVAC Improvements and Replacements	0	0	11,408,000	11,965,000	35,142,000	20,189,000	0	0	78,704,000
HVAC System Replacement - Carroll Springs	1,088,000	0	0	0	0	0	5,969,220	0	7,057,220
HVAC System Replacement - Carrolltowne Elementary	5,985,000	477,000	0	0	0	0	4,890,000	0	11,352,000
HVAC System Replacement - Friendship Valley Elementary	4,598,000	0	4,902,000	0	0	0	0	0	9,500,000
HVAC System Replacement - Northwest Middle	4,560,000	5,561,000	0	0	0	0	7,113,000	0	17,234,000
HVAC System Replacement - Piney Ridge Elementary	0	4,675,000	0	4,788,000	0	0	0	0	9,463,000
Paving	1,200,000	1,200,000	1,200,000	1,200,000	1,260,000	1,323,000	0	0	7,383,000
Prekindergarten Addition - Elmer Wolfe Elementary	1,357,000	0	0	0	0	0	0	0	1,357,000
Prekindergarten Addition - Robert Moton Elementary	866,000	0	0	0	0	0	0	0	866,000
Prekindergarten Addition - Runnymede Elementary	1,060,000	0	0	0	0	0	0	0	1,060,000
Prekindergarten Addition - Spring Garden Elementary	756,000	0	0	0	0	0	0	0	756,000
Prekindergarten Addition - Westminster Elementary	1,432,000	0	0	0	0	0	0	0	1,432,000
Prekindergarten Addition - William Winchester Elementary	1,266,000	0	0	0	0	0	0	0	1,266,000
Prekindergarten Additions	200,000	5,971,000	9,267,000	4,042,000	0	0	8,026,000	0	27,506,000
Relocatable Classrooms	300,000	310,000	320,000	330,000	340,000	350,000	0	0	1,950,000
Roof Replacement - Century High	0	0	4,382,000	4,713,000	0	0	0	0	9,095,000
Roof Replacement - Shiloh Middle	3,703,000	0	0	0	0	0	3,466,000	0	7,169,000
Roof Replacements	0	0	0	1,168,000	1,257,000	4,966,000	0	0	7,391,000
Sykesville Middle Addition	0	7,386,000	4,010,000	0	0	0	9,862,000	0	21,258,000
Technology Improvements	1,000,000	1,000,000	1,000,000	1,000,000	1,000,000	1,000,000	0	0	6,000,000
Transfer to Operating Budget for BOE Debt Service	16,348,180	17,805,100	19,843,020	18,831,040	18,945,340	18,904,460	0	0	110,677,140
<b>PUBLIC SCHOOLS TOTAL</b>	<b>\$45,719,180</b>	<b>\$49,114,100</b>	<b>\$56,332,020</b>	<b>\$48,037,040</b>	<b>\$57,944,340</b>	<b>\$46,732,460</b>	<b>\$43,584,220</b>	<b>\$0</b>	<b>\$347,463,360</b>
<b>SOURCES OF FUNDING:</b>									
Local Income Tax	\$18,848,180	\$20,315,100	\$22,363,020	\$21,361,040	\$21,545,340	\$21,577,460	\$6,842,000	\$0	\$132,852,140
Bonds	6,588,000	16,251,000	21,939,000	13,133,000	22,260,000	11,644,000	33,819,944	0	125,634,944
Impact Fee - Schools	0	0	0	0	0	0	500,000	0	500,000
State School Construction	16,580,000	12,548,000	12,030,000	13,543,000	14,139,000	13,511,000	2,422,276	0	84,773,276
Healthy Schools Funding	3,703,000	0	0	0	0	0	0	0	3,703,000
<b>PUBLIC SCHOOLS TOTAL</b>	<b>\$45,719,180</b>	<b>\$49,114,100</b>	<b>\$56,332,020</b>	<b>\$48,037,040</b>	<b>\$57,944,340</b>	<b>\$46,732,460</b>	<b>\$43,584,220</b>	<b>\$0</b>	<b>\$347,463,360</b>

# Freedom Elementary Addition

Commissioner District: 5

Jacob Dellinger, Budget Analyst II (410) 386-2082

8982

This project provides planned funding for the design and construction of four additional classrooms, one additional Pre-K room, a resource room, a workroom, and bathrooms at Freedom Elementary, located in Sykesville. The additional classrooms replace space currently provided by relocatable classrooms.

*Project is contingent on State funding.*

	FY27	FY28	FY29	FY30	FY31	FY32	Prior Allocation	Balance to Complete	Total Project Cost
Land Acquisition									0
Engineering/Design							523,000		523,000
Site Work		878,000					481,000		1,359,000
Construction		3,710,000					2,687,000		6,397,000
Equipment/Furnishings		59,000					261,000		320,000
Other		82,000					306,000		388,000
<b>EXPENDITURES</b>									
<b>TOTAL</b>	<b>0</b>	<b>4,729,000</b>	<b>0</b>	<b>0</b>	<b>0</b>	<b>0</b>	<b>4,258,000</b>	<b>0</b>	<b>8,987,000</b>
<b>SOURCES OF FUNDING</b>									
Local Income Tax							2,039,500		2,039,500
Reallocated Local Income Tax									0
Bonds		1,597,000					2,218,500		3,815,500
State School Construction		3,132,000							3,132,000
<b>PROJECTED OPERATING IMPACTS</b>	<b>0</b>	<b>0</b>	<b>0</b>	<b>0</b>	<b>0</b>	<b>0</b>			

# HVAC Improvements and Replacements

Jacob Dellinger, Budget Analyst II (410) 386-2082

9974

This project provides planned ongoing funding for the replacements of aging heating, ventilation, and air conditioning (HVAC) systems in schools. FY27 HVAC projects are budgeted separately, as well as projects that have prior County funding but are waiting on State funding allocations. Listed below are future HVAC improvements or replacements not yet identified as specific projects in the Board of Education's Facility Master Plan.

- Mechanicsville Elementary - FY29/30
- Runnymede Elementary - FY30/31
- Taneytown Elementary - FY31/32
- Elmer Wolfe Elementary - FY32
- South Carroll High
- Eldersburg Elementary
- Linton Springs Elementary

*Project is contingent on State funding.*

	FY27	FY28	FY29	FY30	FY31	FY32	Prior Allocation	Balance to Complete	Total Project Cost
Land Acquisition									0
Engineering/Design			1,076,000	1,129,000	1,185,000	2,205,000			5,595,000
Site Work									0
Construction			9,256,000	9,707,000	32,772,000	15,779,000			67,514,000
Equipment/Furnishings									0
Other			1,076,000	1,129,000	1,185,000	2,205,000			5,595,000
<b>EXPENDITURES</b>									
<b>TOTAL</b>	<b>0</b>	<b>0</b>	<b>11,408,000</b>	<b>11,965,000</b>	<b>35,142,000</b>	<b>20,189,000</b>	<b>0</b>	<b>0</b>	<b>78,704,000</b>
<b>SOURCES OF FUNDING</b>									
Local Income Tax									0
Reallocated Local Income Tax									0
Bonds			11,408,000	11,965,000	22,260,000	6,678,000			52,311,000
State School Construction					12,882,000	13,511,000			26,393,000
<b>PROJECTED OPERATING IMPACTS</b>	<b>0</b>	<b>0</b>	<b>0</b>	<b>0</b>	<b>0</b>	<b>0</b>			

# HVAC System Replacement - Carroll Springs

Commissioner District: 3

Jacob Dellinger, Budget Analyst II (410) 386-2082

9570

This project provides funding for replacement of existing rooftop air handler units and terminal control units, heating and cooling plants, and associated piping and pumps at Carroll Springs, located in Westminster. The replacement will also include the pneumatic control system, electrical equipment, and a replacement emergency generator. Lighting fixtures will also be updated to conform to energy codes.

*Project is contingent on State funding.*

	FY27	FY28	FY29	FY30	FY31	FY32	Prior Allocation	Balance to Complete	Total Project Cost
Land Acquisition									0
Engineering/Design							232,000		232,000
Site Work									0
Construction	1,088,000						5,412,220		6,500,220
Equipment/Furnishings									0
Other							325,000		325,000
<b>EXPENDITURES</b>									
<b>TOTAL</b>	<b>1,088,000</b>	<b>0</b>	<b>0</b>	<b>0</b>	<b>0</b>	<b>0</b>	<b>5,969,220</b>	<b>0</b>	<b>7,057,220</b>
<b>SOURCES OF FUNDING</b>									
Local Income Tax									0
Reallocated Local Income Tax									0
Bonds							3,546,944		3,546,944
State School Construction	1,088,000						2,422,276		3,510,276
<b>PROJECTED OPERATING IMPACTS</b>	<b>0</b>	<b>0</b>	<b>0</b>	<b>0</b>	<b>0</b>	<b>0</b>			

# HVAC System Replacement - Carrolltowne Elementary

Commissioner District: 5

Jacob Dellinger, Budget Analyst II (410) 386-2082

9571

This project provides funding for replacement of the existing rooftop air handler units and terminal control units, heating and cooling plants, and associated piping and pumps at Carrolltowne Elementary, located in Sykesville. The replacement will also include the pneumatic control system and electrical equipment.

*Project is contingent on State funding.*

	FY27	FY28	FY29	FY30	FY31	FY32	Prior Allocation	Balance to Complete	Total Project Cost
Land Acquisition									0
Engineering/Design							403,000		403,000
Site Work									0
Construction	5,985,000	477,000					4,038,000		10,500,000
Equipment/Furnishings									0
Other							449,000		449,000
<b>EXPENDITURES</b>									
<b>TOTAL</b>	<b>5,985,000</b>	<b>477,000</b>	<b>0</b>	<b>0</b>	<b>0</b>	<b>0</b>	<b>4,890,000</b>	<b>0</b>	<b>11,352,000</b>
<b>SOURCES OF FUNDING</b>									
Local Income Tax									0
Reallocated Local Income Tax									0
Bonds		477,000					4,890,000		5,367,000
State School Construction	5,985,000								5,985,000
<b>PROJECTED OPERATING IMPACTS</b>	<b>0</b>	<b>0</b>	<b>0</b>	<b>0</b>	<b>0</b>	<b>0</b>			

# HVAC System Replacement - Friendship Valley Elementary

Commissioner District: 3

Jacob Dellinger, Budget Analyst II (410) 386-2082

Proj #

This project provides funding for replacement of the existing rooftop air handler units and terminal control units, heating and cooling plants, and associated piping and pumps at Friendship Valley Elementary, located in Westminster. The replacement will also include the pneumatic control system, electrical equipment, and generator.

*Project is contingent on State funding.*

	FY27	FY28	FY29	FY30	FY31	FY32	Prior Allocation	Balance to Complete	Total Project Cost
Land Acquisition									0
Engineering/Design	450,000								450,000
Site Work									0
Construction	3,698,000		4,902,000						8,600,000
Equipment/Furnishings									0
Other	450,000								450,000
<b>EXPENDITURES</b>									
<b>TOTAL</b>	<b>4,598,000</b>	<b>0</b>	<b>4,902,000</b>	<b>0</b>	<b>0</b>	<b>0</b>	<b>0</b>	<b>0</b>	<b>9,500,000</b>
<b>SOURCES OF FUNDING</b>									
Local Income Tax									0
Reallocated Local Income Tax									0
Bonds	4,598,000								4,598,000
State School Construction			4,902,000						4,902,000
<b>PROJECTED OPERATING IMPACTS</b>	<b>0</b>	<b>0</b>	<b>0</b>	<b>0</b>	<b>0</b>	<b>0</b>			

# HVAC System Replacement - Northwest Middle

Commissioner District: 1

Jacob Dellinger, Budget Analyst II (410) 386-2082

9573

This project provides funding for replacement of the existing rooftop air handler units and terminal control units, heating and cooling plants, and associated piping and pumps at Northwest Middle, located in Taneytown. The replacement will also include the pneumatic control system and electrical equipment.

*Project is contingent on State funding.*

	FY27	FY28	FY29	FY30	FY31	FY32	Prior Allocation	Balance to Complete	Total Project Cost
Land Acquisition									0
Engineering/Design	410,000						581,000		991,000
Site Work									0
Construction	4,150,000	5,561,000					5,879,000		15,590,000
Equipment/Furnishings									0
Other							653,000		653,000
<b>EXPENDITURES</b>									
<b>TOTAL</b>	<b>4,560,000</b>	<b>5,561,000</b>	<b>0</b>	<b>0</b>	<b>0</b>	<b>0</b>	<b>7,113,000</b>	<b>0</b>	<b>17,234,000</b>
<b>SOURCES OF FUNDING</b>									
Local Income Tax									0
Reallocated Local Income Tax									0
Bonds		1,001,000					7,113,000		8,114,000
State School Construction	4,560,000	4,560,000							9,120,000
<b>PROJECTED OPERATING IMPACTS</b>	<b>0</b>	<b>0</b>	<b>0</b>	<b>0</b>	<b>0</b>	<b>0</b>			

# HVAC System Replacement - Piney Ridge Elementary

Commissioner District: 5

Jacob Dellinger, Budget Analyst II (410) 386-2082

Proj #

This project provides planned funding for replacement of the existing rooftop air handler units and terminal control units, heating and cooling plants, and associated piping and pumps at Piney Ridge Elementary, located in Eldersburg. The replacement will also include the pneumatic control system, electrical equipment, and generator.

*Project is contingent on State funding.*

	FY27	FY28	FY29	FY30	FY31	FY32	Prior Allocation	Balance to Complete	Total Project Cost
Land Acquisition									0
Engineering/Design		441,000							441,000
Site Work									0
Construction		3,793,000		4,788,000					8,581,000
Equipment/Furnishings									0
Other		441,000							441,000
<b>EXPENDITURES</b>									
<b>TOTAL</b>	<b>0</b>	<b>4,675,000</b>	<b>0</b>	<b>4,788,000</b>	<b>0</b>	<b>0</b>	<b>0</b>	<b>0</b>	<b>9,463,000</b>
<b>SOURCES OF FUNDING</b>									
Local Income Tax									0
Reallocated Local Income Tax									0
Bonds		4,675,000							4,675,000
State School Construction				4,788,000					4,788,000
<b>PROJECTED OPERATING IMPACTS</b>	<b>0</b>	<b>0</b>	<b>0</b>	<b>0</b>	<b>0</b>	<b>0</b>			

# Paving

Jacob Dellinger, Budget Analyst II (410) 386-2082

9748

This project provides ongoing funding for maintenance and replacement of the school system's parking lots and driveways. Listed below are planned projects in priority order:

- Manchester Elementary
- Mount Airy Elementary
- Sandymount Elementary
- Oklahoma Road Middle
- Winfield Elementary
- Friendship Valley Elementary
- Spring Garden Elementary
- Piney Ridge Elementary
- Carrolltowne Elementary
- Elmer Wolfe Elementary
- Taneytown Elementary
- Freedom Elementary

	FY27	FY28	FY29	FY30	FY31	FY32	Prior Allocation	Balance to Complete	Total Project Cost
Land Acquisition									0
Engineering/Design									0
Site Work									0
Construction	1,200,000	1,200,000	1,200,000	1,200,000	1,260,000	1,323,000			7,383,000
Equipment/Furnishings									0
Other									0

**EXPENDITURES**

<b>TOTAL</b>	<b>1,200,000</b>	<b>1,200,000</b>	<b>1,200,000</b>	<b>1,200,000</b>	<b>1,260,000</b>	<b>1,323,000</b>	<b>0</b>	<b>0</b>	<b>7,383,000</b>
--------------	------------------	------------------	------------------	------------------	------------------	------------------	----------	----------	------------------

**SOURCES OF FUNDING**

Local Income Tax	1,200,000	1,200,000	1,200,000	1,200,000	1,260,000	1,323,000			7,383,000
Reallocated Local Income Tax									0
Bonds									0
State School Construction									0

**PROJECTED OPERATING IMPACTS**

	0	0	0	0	0	0			
--	---	---	---	---	---	---	--	--	--

# Prekindergarten Addition - Elmer Wolfe Elementary

Commissioner District: 1

Jacob Dellinger, Budget Analyst II (410) 386-2082

Proj #

This project provides funding for the construction of a 3,500 square foot addition at Elmer Wolfe Elementary, located in Union Bridge. The addition includes 2,075 square feet for one Pre-K classroom and 1,425 square feet for one Kindergarten classroom. The design for this project was included in the allocation for the Prekindergarten Additions project that was adopted in FY26.

*Project is contingent on State funding.*

	FY27	FY28	FY29	FY30	FY31	FY32	Prior Allocation	Balance to Complete	Total Project Cost
Land Acquisition									0
Engineering/Design									0
Site Work	162,000								162,000
Construction	1,195,000								1,195,000
Equipment/Furnishings									0
Other									0
<b>EXPENDITURES</b>									
<b>TOTAL</b>	<b>1,357,000</b>	<b>0</b>	<b>0</b>	<b>0</b>	<b>0</b>	<b>0</b>	<b>0</b>	<b>0</b>	<b>1,357,000</b>
<b>SOURCES OF FUNDING</b>									
Local Income Tax									0
Reallocated Local Income Tax									0
Bonds	200,000								200,000
State School Construction	1,157,000								1,157,000
<b>PROJECTED OPERATING IMPACTS</b>	<b>0</b>	<b>0</b>	<b>0</b>	<b>0</b>	<b>0</b>	<b>0</b>			

# Prekindergarten Addition - Robert Moton Elementary

Commissioner District: 3

Jacob Dellinger, Budget Analyst II (410) 386-2082

Proj #

This project provides funding for the construction of a 3,000 square foot addition at Robert Moton Elementary, located in Westminster. The addition includes 2,500 square feet for one Pre-K classroom and 500 square feet for an associated planning room. The design for this project was included in the allocation for the Prekindergarten Additions project that was adopted in FY26.

*Project is contingent on State funding.*

	FY27	FY28	FY29	FY30	FY31	FY32	Prior Allocation	Balance to Complete	Total Project Cost
Land Acquisition									0
Engineering/Design									0
Site Work	84,000								84,000
Construction	782,000								782,000
Equipment/Furnishings									0
Other									0
<b>EXPENDITURES</b>									
<b>TOTAL</b>	<b>866,000</b>	<b>0</b>	<b>0</b>	<b>0</b>	<b>0</b>	<b>0</b>	<b>0</b>	<b>0</b>	<b>866,000</b>
<b>SOURCES OF FUNDING</b>									
Local Income Tax									0
Reallocated Local Income Tax									0
Bonds	265,000								265,000
State School Construction	601,000								601,000
<b>PROJECTED OPERATING IMPACTS</b>	<b>0</b>	<b>0</b>	<b>0</b>	<b>0</b>	<b>0</b>	<b>0</b>			

# Prekindergarten Addition - Runnymede Elementary

Commissioner District: 3

Jacob Dellinger, Budget Analyst II (410) 386-2082

Proj #

This project provides funding for the construction of 2,300 square feet of additional space and 900 square feet of renovations at Runnymede Elementary, located in Westminister. The addition includes one Pre-K classroom and the renovations are to expand the existing first grade classroom. The design for this project was included in the allocation for the Prekindergarten Additions project that was adopted in FY26.

*Project is contingent on State funding.*

	FY27	FY28	FY29	FY30	FY31	FY32	Prior Allocation	Balance to Complete	Total Project Cost
Land Acquisition									0
Engineering/Design									0
Site Work	116,000								116,000
Construction	944,000								944,000
Equipment/Furnishings									0
Other									0
<b>EXPENDITURES</b>									
<b>TOTAL</b>	<b>1,060,000</b>	<b>0</b>	<b>0</b>	<b>0</b>	<b>0</b>	<b>0</b>	<b>0</b>	<b>0</b>	<b>1,060,000</b>
<b>SOURCES OF FUNDING</b>									
Local Income Tax									0
Reallocated Local Income Tax									0
Bonds	75,000								75,000
State School Construction	985,000								985,000
<b>PROJECTED OPERATING IMPACTS</b>	<b>0</b>	<b>0</b>	<b>0</b>	<b>0</b>	<b>0</b>	<b>0</b>			

# Prekindergarten Addition - Spring Garden Elementary

Commissioner District: 2

Jacob Dellinger, Budget Analyst II (410) 386-2082

Proj #

This project provides funding for the construction of 1,900 square feet of additional space at Spring Garden Elementary, located in Hampstead. The addition includes one Pre-K classroom and associated planning room. The design for this project was included in the allocation for the Prekindergarten Additions project that was adopted in FY26.

*Project is contingent on State funding.*

	FY27	FY28	FY29	FY30	FY31	FY32	Prior Allocation	Balance to Complete	Total Project Cost
Land Acquisition									0
Engineering/Design									0
Site Work	84,000								84,000
Construction	672,000								672,000
Equipment/Furnishings									0
Other									0
<b>EXPENDITURES</b>									
<b>TOTAL</b>	<b>756,000</b>	<b>0</b>	<b>0</b>	<b>0</b>	<b>0</b>	<b>0</b>	<b>0</b>	<b>0</b>	<b>756,000</b>
<b>SOURCES OF FUNDING</b>									
Local Income Tax									0
Reallocated Local Income Tax									0
Bonds	155,000								155,000
State School Construction	601,000								601,000
<b>PROJECTED OPERATING IMPACTS</b>	<b>0</b>	<b>0</b>	<b>0</b>	<b>0</b>	<b>0</b>	<b>0</b>			

# Prekindergarten Addition - Westminster Elementary

Commissioner District: 3

Jacob Dellinger, Budget Analyst II (410) 386-2082

Proj #

This project provides funding for the construction of 3,350 square feet of additional space at Westminster Elementary, located in Westminster. The addition includes 2,250 square feet for one Pre-K classroom and 1,100 square feet for one instrumental band classroom. The design for this project was included in the allocation for the Prekindergarten Additions project that was adopted in FY26.

*Project is contingent on State funding.*

	FY27	FY28	FY29	FY30	FY31	FY32	Prior Allocation	Balance to Complete	Total Project Cost
Land Acquisition									0
Engineering/Design									0
Site Work	140,000								140,000
Construction	1,292,000								1,292,000
Equipment/Furnishings									0
Other									0
<b>EXPENDITURES</b>									
<b>TOTAL</b>	<b>1,432,000</b>	<b>0</b>	<b>0</b>	<b>0</b>	<b>0</b>	<b>0</b>	<b>0</b>	<b>0</b>	<b>1,432,000</b>
<b>SOURCES OF FUNDING</b>									
Local Income Tax									0
Reallocated Local Income Tax									0
Bonds	430,000								430,000
State School Construction	1,002,000								1,002,000
<b>PROJECTED OPERATING IMPACTS</b>	<b>0</b>	<b>0</b>	<b>0</b>	<b>0</b>	<b>0</b>	<b>0</b>			

# Prekindergarten Addition - William Winchester Elementary

Commissioner District: 3

Jacob Dellinger, Budget Analyst II (410) 386-2082

Proj #

This project provides funding for the construction of 2,000 square feet of additional space at William Winchester Elementary, located in Westminster. The addition includes one Pre-K room and an associated planning room. The design for this project was included in the allocation for the Prekindergarten Additions project that was adopted in FY26.

*Project is contingent on State funding.*

	FY27	FY28	FY29	FY30	FY31	FY32	Prior Allocation	Balance to Complete	Total Project Cost
Land Acquisition									0
Engineering/Design									0
Site Work	484,000								484,000
Construction	782,000								782,000
Equipment/Furnishings									0
Other									0
<b>EXPENDITURES</b>									
<b>TOTAL</b>	<b>1,266,000</b>	<b>0</b>	<b>0</b>	<b>0</b>	<b>0</b>	<b>0</b>	<b>0</b>	<b>0</b>	<b>1,266,000</b>
<b>SOURCES OF FUNDING</b>									
Local Income Tax									0
Reallocated Local Income Tax									0
Bonds	665,000								665,000
State School Construction	601,000								601,000
<b>PROJECTED OPERATING IMPACTS</b>	<b>0</b>	<b>0</b>	<b>0</b>	<b>0</b>	<b>0</b>	<b>0</b>			

# Prekindergarten Additions

Jacob Dellinger, Budget Analyst II (410) 386-2082

9579

This project provides funding to design and construct one Pre-K classroom at 15 elementary schools, in addition to the four separately budgeted Pre-K projects. The need for additional Pre-K classrooms is due to the required expansion of Pre-K services to all three and four year olds as stated in the Blueprint for Maryland's Future legislation. The final scope was determined by the feasibility study conducted in FY24.

Phase one projects are budgeted separately and include: Elmer Wolfe, Robert Moton, Runnymede, Spring Garden, Westminster, and William Winchester Elementary Schools.

Phase two projects include: Ebb Valley, Hampstead, Manchester, and Winfield Elementary Schools.

Phase three projects include: Carrolltowne, Eldersburg, Linton Springs, Mechanicsville, and Piney Ridge Elementary Schools.

*Project is contingent on State funding.*

	FY27	FY28	FY29	FY30	FY31	FY32	Prior Allocation	Balance to Complete	Total Project Cost
Land Acquisition									<b>0</b>
Engineering/Design	200,000	910,000					1,621,000		<b>2,731,000</b>
Site Work		790,000	1,423,000	526,000			1,059,000		<b>3,798,000</b>
Construction		3,582,000	6,987,000	3,516,000			4,393,000		<b>18,478,000</b>
Equipment/Furnishings		315,000	390,000				440,000		<b>1,145,000</b>
Other		374,000	467,000				513,000		<b>1,354,000</b>

## EXPENDITURES

<b>TOTAL</b>	<b>200,000</b>	<b>5,971,000</b>	<b>9,267,000</b>	<b>4,042,000</b>	<b>0</b>	<b>0</b>	<b>8,026,000</b>	<b>0</b>	<b>27,506,000</b>
--------------	----------------	------------------	------------------	------------------	----------	----------	------------------	----------	-------------------

## SOURCES OF FUNDING

Local Income Tax							955,000		<b>955,000</b>
Reallocated Local Income Tax									<b>0</b>
Bonds	200,000	5,971,000	6,149,000				7,071,000		<b>19,391,000</b>
State School Construction			3,118,000	4,042,000					<b>7,160,000</b>

## PROJECTED OPERATING IMPACTS

	0	0	0	0	0	0
--	---	---	---	---	---	---

# Relocatable Classrooms

Jacob Dellinger, Budget Analyst II (410) 386-2082

9745

This project provides ongoing funding for the removal and installation of relocatable classrooms from various school sites where they are no longer needed. The funding included in this plan allows for moving one relocatable classroom per year.

	FY27	FY28	FY29	FY30	FY31	FY32	Prior Allocation	Balance to Complete	Total Project Cost
Land Acquisition									0
Engineering/Design									0
Site Work									0
Construction	300,000	310,000	320,000	330,000	340,000	350,000			1,950,000
Equipment/Furnishings									0
Other									0
<b>EXPENDITURES</b>									
<b>TOTAL</b>	<b>300,000</b>	<b>310,000</b>	<b>320,000</b>	<b>330,000</b>	<b>340,000</b>	<b>350,000</b>	<b>0</b>	<b>0</b>	<b>1,950,000</b>
<b>SOURCES OF FUNDING</b>									
Local Income Tax	300,000	310,000	320,000	330,000	340,000	350,000			1,950,000
Reallocated Local Income Tax									0
Bonds									0
State School Construction									0
<b>PROJECTED OPERATING IMPACTS</b>	<b>0</b>	<b>0</b>	<b>0</b>	<b>0</b>	<b>0</b>	<b>0</b>			

# Roof Replacement - Century High

Commissioner District: 5

Jacob Dellinger, Budget Analyst II (410) 386-2082

Proj #

This project provides planned funding for the replacement of approximately 166,000 square feet of roofing, associated tapered insulation system, roof drains, and flashing at Century High, located in Sykesville.

*Project is contingent on State funding.*

	FY27	FY28	FY29	FY30	FY31	FY32	Prior Allocation	Balance to Complete	Total Project Cost
Land Acquisition									0
Engineering/Design			413,000						413,000
Site Work									0
Construction			3,556,000	4,713,000					8,269,000
Equipment/Furnishings									0
Other			413,000						413,000
<b>EXPENDITURES</b>									
<b>TOTAL</b>	<b>0</b>	<b>0</b>	<b>4,382,000</b>	<b>4,713,000</b>	<b>0</b>	<b>0</b>	<b>0</b>	<b>0</b>	<b>9,095,000</b>
<b>SOURCES OF FUNDING</b>									
Local Income Tax									0
Reallocated Local Income Tax									0
Bonds			4,382,000						4,382,000
State School Construction				4,713,000					4,713,000
<b>PROJECTED OPERATING IMPACTS</b>	<b>0</b>	<b>0</b>	<b>0</b>	<b>0</b>	<b>0</b>	<b>0</b>			

# Roof Replacement - Shiloh Middle

Commissioner District: 2

Jacob Dellinger, Budget Analyst II (410) 386-2082

9217

This project provides funding for the replacement of approximately 116,500 square feet of roofing, associated tapered insulation system, roof drains, and flashing at Shiloh Middle, located in Hampstead.

*Project is contingent on State funding.*

	FY27	FY28	FY29	FY30	FY31	FY32	Prior Allocation	Balance to Complete	Total Project Cost
Land Acquisition									0
Engineering/Design	336,000						287,000		623,000
Site Work									0
Construction	3,367,000						2,867,000		6,234,000
Equipment/Furnishings									0
Other							312,000		312,000
<b>EXPENDITURES</b>									
<b>TOTAL</b>	<b>3,703,000</b>	<b>0</b>	<b>0</b>	<b>0</b>	<b>0</b>	<b>0</b>	<b>3,466,000</b>	<b>0</b>	<b>7,169,000</b>
<b>SOURCES OF FUNDING</b>									
Local Income Tax									0
Reallocated Local Income Tax									0
Bonds							3,466,000		3,466,000
Healthy Schools Funding	3,703,000								3,703,000
<b>PROJECTED OPERATING IMPACTS</b>	<b>0</b>	<b>0</b>	<b>0</b>	<b>0</b>	<b>0</b>	<b>0</b>			

# Roof Replacements

Jacob Dellinger, Budget Analyst II (410) 386-2082

Proj #

This project provides planned ongoing funding to replace roofs that are failing and no longer repairable. FY27 HVAC projects are budgeted separately, as well as projects that have prior County funding but are waiting on State funding allocations. Future roof replacements not yet identified as specific projects in the Board of Education's Master Plan include:

- Gateway School
- Winters Mill High
- Eldersburg Elementary
- Northwest Middle

*Project is contingent on State funding.*

	FY27	FY28	FY29	FY30	FY31	FY32	Prior Allocation	Balance to Complete	Total Project Cost
Land Acquisition									0
Engineering/Design				110,000		468,000			578,000
Site Work									0
Construction				948,000	1,257,000	4,030,000			6,235,000
Equipment/Furnishings									0
Other				110,000		468,000			578,000
<b>EXPENDITURES</b>									
<b>TOTAL</b>	<b>0</b>	<b>0</b>	<b>0</b>	<b>1,168,000</b>	<b>1,257,000</b>	<b>4,966,000</b>	<b>0</b>	<b>0</b>	<b>7,391,000</b>
<b>SOURCES OF FUNDING</b>									
Local Income Tax									0
Reallocated Local Income Tax									0
Bonds				1,168,000		4,966,000			6,134,000
State School Construction					1,257,000				1,257,000
<b>PROJECTED OPERATING IMPACTS</b>	<b>0</b>	<b>0</b>	<b>0</b>	<b>0</b>	<b>0</b>	<b>0</b>			

# Sykesville Middle Addition

Commissioner District: 5

Jacob Dellinger, Budget Analyst II (410) 386-2082

8984

This project provides planned funding for the design and construction of a 23,200 square foot addition and 7,450 square feet of renovations at Sykesville Middle, located in Sykesville. The project includes instructional rooms, health suite offices, guidance counselor rooms, and administrative offices.

*Project is contingent on State funding.*

	FY27	FY28	FY29	FY30	FY31	FY32	Prior Allocation	Balance to Complete	Total Project Cost
Land Acquisition									<b>0</b>
Engineering/Design							1,271,000		<b>1,271,000</b>
Site Work		846,000					1,591,000		<b>2,437,000</b>
Construction		6,440,000	4,010,000				5,500,000		<b>15,950,000</b>
Equipment/Furnishings		50,000					700,000		<b>750,000</b>
Other		50,000					800,000		<b>850,000</b>
<b>EXPENDITURES</b>									
<b>TOTAL</b>	<b>0</b>	<b>7,386,000</b>	<b>4,010,000</b>	<b>0</b>	<b>0</b>	<b>0</b>	<b>9,862,000</b>	<b>0</b>	<b>21,258,000</b>
<b>SOURCES OF FUNDING</b>									
Local Income Tax							3,847,500		<b>3,847,500</b>
Bonds		2,530,000					5,514,500		<b>8,044,500</b>
Impact Fee - Schools							500,000		<b>500,000</b>
State School Construction		4,856,000	4,010,000						<b>8,866,000</b>
<b>PROJECTED OPERATING IMPACTS</b>	<b>0</b>	<b>0</b>	<b>0</b>	<b>0</b>	<b>0</b>	<b>0</b>			

# Technology Improvements

Jacob Dellinger, Budget Analyst II (410) 386-2082

9792

This project provides ongoing funding for technology improvements. Funding will allow for technology replacements, upgrades to infrastructure hardware and software, and installation and replacement of hardware.

	FY27	FY28	FY29	FY30	FY31	FY32	Prior Allocation	Balance to Complete	Total Project Cost
Land Acquisition									0
Engineering/Design									0
Site Work									0
Construction									0
Equipment/Furnishings	1,000,000	1,000,000	1,000,000	1,000,000	1,000,000	1,000,000			6,000,000
Other									0
<b>EXPENDITURES</b>									
<b>TOTAL</b>	<b>1,000,000</b>	<b>1,000,000</b>	<b>1,000,000</b>	<b>1,000,000</b>	<b>1,000,000</b>	<b>1,000,000</b>	<b>0</b>	<b>0</b>	<b>6,000,000</b>
<b>SOURCES OF FUNDING</b>									
Local Income Tax	1,000,000	1,000,000	1,000,000	1,000,000	1,000,000	1,000,000			6,000,000
Reallocated Local Income Tax									0
Bonds									0
State School Construction									0
<b>PROJECTED OPERATING IMPACTS</b>	<b>0</b>	<b>0</b>	<b>0</b>	<b>0</b>	<b>0</b>	<b>0</b>			

# Transfer to Operating Budget for BOE Debt Service

Jacob Dellinger, Budget Analyst II (410) 386-2082

9001

A percentage of the Local Income Tax revenue is dedicated to school construction and appropriated directly into the Capital Fund. This project is for the portion of these dedicated funds transferred to the General Fund to pay debt service related to school construction projects. Dedicated Local Income Tax is budgeted in the Capital Fund and then transferred to the General Fund, so the funding is counted twice in the All Funds Budget. The total cost of this project will be updated as new debt schedules are available.

	FY27	FY28	FY29	FY30	FY31	FY32	Prior Allocation	Balance to Complete	Total Project Cost
Land Acquisition									0
Engineering/Design									0
Site Work									0
Construction									0
Equipment/Furnishings									0
Other	16,348,180	17,805,100	19,843,020	18,831,040	18,945,340	18,904,460			110,677,140
<b>EXPENDITURES</b>									
<b>TOTAL</b>	<b>16,348,180</b>	<b>17,805,100</b>	<b>19,843,020</b>	<b>18,831,040</b>	<b>18,945,340</b>	<b>18,904,460</b>	<b>0</b>	<b>0</b>	<b>110,677,140</b>
<b>SOURCES OF FUNDING</b>									
Local Income Tax	16,348,180	17,805,100	19,843,020	18,831,040	18,945,340	18,904,460			110,677,140
Reallocated Local Income Tax									0
Bonds									0
State School Construction									0
<b>PROJECTED OPERATING IMPACTS</b>	<b>0</b>	<b>0</b>	<b>0</b>	<b>0</b>	<b>0</b>	<b>0</b>			

# CONSERVATION AND OPEN SPACE



## **Overview of Conservation and Open Space CIP**

The FY27 – 32 Conservation and Open Space CIP consists of funding for land preservation and water resources. Approximately \$30.3M is included for the Agricultural Land Preservation Program in both the Capital and Operating budgets and is funded with a combination of dedicated Property Tax revenue, bonds, Agricultural Transfer Tax revenue, and State participation. Property Tax funding is included to allow for the acquisition of easements through Installment Purchase Agreements and for the payment of interest to landowners.

The FY27 – 32 CIP continues funding to maintain the County’s permit associated with the Federal National Pollutant Discharge Elimination System (NPDES) program. The County and the eight municipalities entered into a memorandum of agreement combining the municipalities and County into one permit. The County applied for a new 5-year permit, which was approved for 2022 – 2027. The new permit requires 14 percent remediation of impervious surface.

To remain compliant with the NPDES permit, the Stormwater Facility Restoration project was established to keep stormwater management facilities working properly.

For additional information on these or other Conservation and Open Space projects, please refer to the individual project pages.

COMMUNITY INVESTMENT PLAN FOR FISCAL YEARS 2027 TO 2032

	FY27	FY28	FY29	FY30	FY31	FY32	Prior Allocation	Balance To Complete	Total Project Cost
<b>CONSERVATION AND OPEN SPACE</b>									
Agricultural Land Preservation	\$4,033,300	\$3,433,300	\$3,433,400	\$3,433,300	\$3,433,400	\$3,433,400	\$0	\$0	\$21,200,100
Stormwater Facility Renovation	318,000	328,000	338,000	348,000	358,000	369,000	0	0	2,059,000
Watershed Assessment and Improvement (NPDES)	3,824,500	3,960,720	4,125,000	4,300,000	4,500,000	5,200,000	0	0	25,910,220
<b>CONSERVATION AND OPEN SPACE TOTAL</b>	<b>\$8,175,800</b>	<b>\$7,722,020</b>	<b>\$7,896,400</b>	<b>\$8,081,300</b>	<b>\$8,291,400</b>	<b>\$9,002,400</b>	<b>\$0</b>	<b>\$0</b>	<b>\$49,169,320</b>
<b>SOURCES OF FUNDING:</b>									
Transfer from General Fund	\$1,000,000	\$1,000,000	\$1,000,000	\$1,000,000	\$1,000,000	\$1,000,000	\$0	\$0	\$6,000,000
Bonds	4,451,300	4,861,300	5,012,650	5,164,300	5,336,400	5,914,400	0	0	30,740,350
Reallocated Bonds	300,000	0	0	0	0	0	0	0	300,000
Special Revenue Fund Transfer	321,820	337,910	330,000	344,000	360,000	416,000	0	0	2,109,730
Ag. Preservation (MALPF)	1,000,000	1,000,000	1,000,000	1,000,000	1,000,000	1,000,000	0	0	6,000,000
Ag Transfer Tax	700,000	100,000	100,000	100,000	100,000	100,000	0	0	1,200,000
Municipal	402,680	422,810	453,750	473,000	495,000	572,000	0	0	2,819,240
<b>CONSERVATION AND OPEN SPACE TOTAL</b>	<b>\$8,175,800</b>	<b>\$7,722,020</b>	<b>\$7,896,400</b>	<b>\$8,081,300</b>	<b>\$8,291,400</b>	<b>\$9,002,400</b>	<b>\$0</b>	<b>\$0</b>	<b>\$49,169,320</b>

# Agricultural Land Preservation

Lexi Biondo, Budget Analyst I (410) 386-2082

9007

This project provides ongoing funding for the Carroll County Agricultural Land Preservation program. The program provides an opportunity for landowners to make a long-term commitment to agriculture as a viable industry and to preserve the rural character of Carroll County.

The County offers two payment options to the landowners: Installment Purchase Agreement (IPA) or Lump Sum. The IPA option pays the landowner for an easement over a 20-year period. The Lump Sum option pays for the easement at the time of settlement. The Maryland Agricultural Land Preservation Foundation (MALPF), a lump-sum payment program, is jointly funded by the State of Maryland and Carroll County.

*Operating impacts include debt service payments for new IPAs.*

	FY27	FY28	FY29	FY30	FY31	FY32	Prior Allocation	Balance to Complete	Total Project Cost
Land Acquisition	4,033,300	3,433,300	3,433,400	3,433,300	3,433,400	3,433,400			21,200,100
Engineering/Design									0
Site Work									0
Construction									0
Equipment/Furnishings									0
Other									0
<b>EXPENDITURES</b>									
<b>TOTAL</b>	<b>4,033,300</b>	<b>3,433,300</b>	<b>3,433,400</b>	<b>3,433,300</b>	<b>3,433,400</b>	<b>3,433,400</b>	<b>0</b>	<b>0</b>	<b>21,200,100</b>

<b>SOURCES OF FUNDING</b>									
Transfer from General Fund	1,000,000	1,000,000	1,000,000	1,000,000	1,000,000	1,000,000			6,000,000
Bonds	1,333,300	1,333,300	1,333,400	1,333,300	1,333,400	1,333,400			8,000,100
Ag. Preservation (MALPF)	1,000,000	1,000,000	1,000,000	1,000,000	1,000,000	1,000,000			6,000,000
Ag Transfer Tax	700,000	100,000	100,000	100,000	100,000	100,000			1,200,000

<b>PROJECTED OPERATING IMPACTS</b>									
<b>Total Appropriation - IPA</b>	1,511,900	1,299,900	1,361,100	1,350,200	1,252,100	1,252,100			8,027,300
<b>Total Appropriation - Lump Sum</b>	3,069,700	2,639,100	2,763,400	2,741,200	2,542,100	2,542,100			16,297,600
<b>Total Appropriation - MALPF</b>	1,000,000	1,000,000	1,000,000	1,000,000	1,000,000	1,000,000			6,000,000
<b>Total Appropriation - Ag Pres</b>	<b>5,581,600</b>	<b>4,939,000</b>	<b>5,124,500</b>	<b>5,091,400</b>	<b>4,794,200</b>	<b>4,794,200</b>			<b>30,324,900</b>

# Stormwater Facility Renovation

Lexi Biondo, Budget Analyst I (410) 386-2082

8716

This project provides ongoing funding to keep existing County-owned stormwater management facilities in working condition and in compliance with the National Pollution Discharge Elimination System (NPDES) permit. Five to seven facilities per year, over a 30-year period, will be evaluated. Funding will be used for repairs, pipe replacements, and filter media.

	FY27	FY28	FY29	FY30	FY31	FY32	Prior Allocation	Balance to Complete	Total Project Cost
Land Acquisition									0
Engineering/Design	10,000		10,000	10,000	10,000	10,000			50,000
Site Work									0
Construction	308,000	328,000	328,000	338,000	348,000	359,000			2,009,000
Equipment/Furnishings									0
Other									0
<b>EXPENDITURES</b>									

<b>TOTAL</b>	<b>318,000</b>	<b>328,000</b>	<b>338,000</b>	<b>348,000</b>	<b>358,000</b>	<b>369,000</b>	<b>0</b>	<b>0</b>	<b>2,059,000</b>
--------------	----------------	----------------	----------------	----------------	----------------	----------------	----------	----------	------------------

<b>SOURCES OF FUNDING</b>									
Transfer from General Fund									0
Reallocated GF Transfer									0
Bonds	318,000	328,000	338,000	348,000	358,000	369,000			2,059,000
Reallocated Bonds									0

<b>PROJECTED OPERATING IMPACTS</b>									
	0	0	0	0	0	0			

# Watershed Assessment and Improvement (NPDES)

Lexi Biondo, Budget Analyst I (410) 386-2082

9920

This project provides ongoing funding to comply with the Federal Clean Water Act. The Act requires the County to secure a permit under the National Pollutant Discharge Elimination System (NPDES) for storm sewer systems. The permit requires the County to map and assess the condition of the storm sewer systems and of the watersheds that discharge into them. The County and the eight municipalities have entered into a memorandum of agreement (MOA) to obtain a joint five-year NPDES permit to address stormwater issues. Under the joint permit issued in FY23, the County and municipalities are required to mitigate impervious surface runoff. As part of the MOA, the County manages the construction of the mitigation projects on behalf of the municipalities. The municipalities provide funding to the County equivalent to 20% of the construction cost of municipal impervious acres.

The current permit will expire in FY27. Town contribution estimates have been included through FY32 in anticipation that the Towns and County will continue to participate in a joint permit. The estimate is based on the same assumptions as the MOA signed by the Towns and County for the current permit.

Dedicated Property Tax is budgeted in the Watershed Protection and Restoration Special Revenue Fund and then transferred to the Capital Fund, so the funding is counted twice in the All Funds Budget.

	FY27	FY28	FY29	FY30	FY31	FY32	Prior Allocation	Balance to Complete	Total Project Cost
Land Acquisition									0
Engineering/Design	500,000	500,000	500,000	500,000	500,000	500,000			3,000,000
Site Work									0
Construction	3,324,500	3,460,720	3,625,000	3,800,000	4,000,000	4,700,000			22,910,220
Equipment/Furnishings									0
Other									0
<b>EXPENDITURES</b>									
<b>TOTAL</b>	<b>3,824,500</b>	<b>3,960,720</b>	<b>4,125,000</b>	<b>4,300,000</b>	<b>4,500,000</b>	<b>5,200,000</b>	<b>0</b>	<b>0</b>	<b>25,910,220</b>
<b>SOURCES OF FUNDING</b>									
Bonds	2,800,000	3,200,000	3,341,250	3,483,000	3,645,000	4,212,000			20,681,250
Reallocated Bonds	300,000								300,000
Special Revenue Fund Transfer	321,820	337,910	330,000	344,000	360,000	416,000			2,109,730
Municipal	402,680	422,810	453,750	473,000	495,000	572,000			2,819,240
<b>PROJECTED OPERATING IMPACTS</b>	<b>0</b>	<b>0</b>	<b>0</b>	<b>0</b>	<b>0</b>	<b>0</b>			



# PUBLIC WORKS



## **Overview of Public Works CIP**

The Public Works CIP includes two sections: Roads and Bridges.

Approximately \$148.7M is included in the CIP to maintain and rehabilitate 900 miles of roads throughout the County. Approximately 35 percent of the County's road network is considered mainline or arterial roads. These roads carry a higher traffic volume. 65 percent are lower volume roadways, including neighborhood roads. Typical repair strategies include sealing, overlay, mill and overlay, full-depth reclamation, and reconstruction.

Ongoing funding is included for inspection of storm drains. Video inspections will assess the condition of the storm drain system and rehabilitation funding is included for pipe lining and replacement of storm drains and small drainage structures.

Funding is included for the replacement of 13 bridge structures.

For additional information on these or other Public Works projects, please refer to the individual project pages.



# ROADS



COMMUNITY INVESTMENT PLAN FOR FISCAL YEARS 2027 TO 2032

	FY27	FY28	FY29	FY30	FY31	FY32	Prior Allocation	Balance To Complete	Total Project Cost
<b>ROADS</b>									
Highway Safety Improvements	\$42,000	\$44,000	\$47,000	\$50,000	\$53,000	\$56,000	\$0	\$0	\$292,000
Pavement Management Program	18,970,000	20,319,000	21,666,000	23,182,000	24,805,000	26,542,000	0	0	135,484,000
Pavement Preservation	1,244,000	1,306,000	1,372,000	1,440,000	1,512,000	1,588,000	0	0	8,462,000
Ramp and Sidewalk Upgrades	109,000	114,000	120,000	126,000	132,000	139,000	0	0	740,000
Small Drainage Structures	221,000	232,000	244,000	256,000	268,000	281,000	0	0	1,502,000
Storm Drain Rehabilitation	221,000	232,000	244,000	256,000	268,000	281,000	0	0	1,502,000
Storm Drain Video Inspection	110,000	116,000	122,000	128,000	134,000	141,000	0	0	751,000
<b>ROADS TOTAL</b>	<b>\$20,917,000</b>	<b>\$22,363,000</b>	<b>\$23,815,000</b>	<b>\$25,438,000</b>	<b>\$27,172,000</b>	<b>\$29,028,000</b>	<b>\$0</b>	<b>\$0</b>	<b>\$148,733,000</b>
<b>SOURCES OF FUNDING:</b>									
Transfer from General Fund	\$810,000	\$916,000	\$922,000	\$928,000	\$934,000	\$941,000	\$0	\$0	\$5,451,000
Reallocated GF Transfer	100,000	0	0	0	0	0	0	0	100,000
Bonds	13,206,069	17,971,000	19,384,000	20,968,000	22,662,000	24,477,000	0	0	118,668,069
Reallocated Bonds	1,131,931	0	0	0	0	0	0	0	1,131,931
State Highway Administration	176,000	176,000	176,000	176,000	176,000	176,000	0	0	1,056,000
Highway User Revenue	5,493,000	3,300,000	3,333,000	3,366,000	3,400,000	3,434,000	0	0	22,326,000
<b>ROADS TOTAL</b>	<b>\$20,917,000</b>	<b>\$22,363,000</b>	<b>\$23,815,000</b>	<b>\$25,438,000</b>	<b>\$27,172,000</b>	<b>\$29,028,000</b>	<b>\$0</b>	<b>\$0</b>	<b>\$148,733,000</b>

# Highway Safety Improvements

Maria Masturzo, Budget Analyst I (410) 386-2082

9674

This project provides ongoing funding to address roadway segments and intersections with a history of frequent or severe crashes, and those with a significant potential for accidents. Possible improvements include minor changes in intersection geometry, turn lanes, signing additions or upgrades, traffic calming measures, and pavement marking upgrades.

Recently completed improvements include Sullivan Road at Great Day Court roundabout.

	FY27	FY28	FY29	FY30	FY31	FY32	Prior Allocation	Balance to Complete	Total Project Cost
Land Acquisition									0
Engineering/Design									0
Site Work									0
Construction	42,000	44,000	47,000	50,000	53,000	56,000			292,000
Equipment/Furnishings									0
Other									0
<b>EXPENDITURES</b>									
<b>TOTAL</b>	<b>42,000</b>	<b>44,000</b>	<b>47,000</b>	<b>50,000</b>	<b>53,000</b>	<b>56,000</b>	<b>0</b>	<b>0</b>	<b>292,000</b>
<b>SOURCES OF FUNDING</b>									
Transfer from General Fund									0
Reallocated GF Transfer									0
Local Income Tax									0
Highway User Revenue	42,000	44,000	47,000	50,000	53,000	56,000			292,000
<b>PROJECTED OPERATING IMPACTS</b>	<b>0</b>	<b>0</b>	<b>0</b>	<b>0</b>	<b>0</b>	<b>0</b>			

# Pavement Management Program

Maria Masturzo, Budget Analyst I (410) 386-2082

Proj #

This project provides ongoing funding for the maintenance, repair, or rehabilitation of the County's 900 miles of paved roads. Road condition information is used to recommend cost-effective repairs. Repair strategies include patching, overlay, mill and overlay, full depth reclamation, and reconstruction. Drainage structures and traffic barriers are inspected, repaired, replaced, or added where necessary, and sidewalk accessibility will also be evaluated and included if upgrades are due.

	FY27	FY28	FY29	FY30	FY31	FY32	Prior Allocation	Balance to Complete	Total Project Cost
Land Acquisition									0
Engineering/Design	142,000	149,000	156,000	167,000	179,000	192,000			985,000
Site Work									0
Construction	18,000,000	19,300,000	20,600,000	22,040,000	23,583,000	25,234,000			128,757,000
Equipment/Furnishings									0
Other	828,000	870,000	910,000	975,000	1,043,000	1,116,000			5,742,000
<b>EXPENDITURES</b>									

<b>TOTAL</b>	<b>18,970,000</b>	<b>20,319,000</b>	<b>21,666,000</b>	<b>23,182,000</b>	<b>24,805,000</b>	<b>26,542,000</b>	<b>0</b>	<b>0</b>	<b>135,484,000</b>
--------------	-------------------	-------------------	-------------------	-------------------	-------------------	-------------------	----------	----------	--------------------

<b>SOURCES OF FUNDING</b>									
Transfer from General Fund	800,000	800,000	800,000	800,000	800,000	800,000			4,800,000
Bonds	12,655,069	17,393,000	18,776,000	20,330,000	21,994,000	23,776,000			114,924,069
Reallocated Bonds	1,131,931								1,131,931
State Highway Administration	176,000	176,000	176,000	176,000	176,000	176,000			1,056,000
Highway User Revenue	4,207,000	1,950,000	1,914,000	1,876,000	1,835,000	1,790,000			13,572,000

<b>PROJECTED OPERATING IMPACTS</b>									
	0	0	0	0	0	0			0

# Pavement Preservation

Maria Masturzo, Budget Analyst I (410) 386-2082

Proj #

This project provides ongoing funding to place a maintenance seal coat, such as microsurface, on paved roads. Pavement preservation is applied to roads still in good condition, before the onset of serious damage. Doing this helps to delay the need for extensive maintenance, repairs, or rehabilitation. Annual funding addresses approximately 25-30 miles.

A project list will be generated in the spring in preparation for the summer construction season.

	FY27	FY28	FY29	FY30	FY31	FY32	Prior Allocation	Balance to Complete	Total Project Cost
Land Acquisition									0
Engineering/Design									0
Site Work									0
Construction	1,244,000	1,306,000	1,372,000	1,440,000	1,512,000	1,588,000			8,462,000
Equipment/Furnishings									0
Other									0
<b>EXPENDITURES</b>									
<b>TOTAL</b>	<b>1,244,000</b>	<b>1,306,000</b>	<b>1,372,000</b>	<b>1,440,000</b>	<b>1,512,000</b>	<b>1,588,000</b>	<b>0</b>	<b>0</b>	<b>8,462,000</b>
<b>SOURCES OF FUNDING</b>									
Transfer from General Fund									0
Reallocated GF Transfer									0
State Highway Administration									0
Highway User Revenue	1,244,000	1,306,000	1,372,000	1,440,000	1,512,000	1,588,000			8,462,000
<b>PROJECTED OPERATING IMPACTS</b>	<b>0</b>	<b>0</b>	<b>0</b>	<b>0</b>	<b>0</b>	<b>0</b>			

# Ramp and Sidewalk Upgrades

Maria Masturzo, Budget Analyst I (410) 386-2082

8626

This project provides ongoing funding to upgrade or replace non-compliant ramps and sidewalks for ADA accessibility. This project allows for the acceleration of the replacement and upgrade process for non-compliant ramps and sidewalks not addressed through the Pavement Management Program.

Projects are completed on a biennial basis. A project list will be generated every other spring in preparation for the summer construction season.

	FY27	FY28	FY29	FY30	FY31	FY32	Prior Allocation	Balance to Complete	Total Project Cost
Land Acquisition									0
Engineering/Design									0
Site Work	10,000	10,000	11,000	12,000	12,000	13,000			68,000
Construction	90,000	95,000	99,000	104,000	109,000	115,000			612,000
Equipment/Furnishings									0
Other	9,000	9,000	10,000	10,000	11,000	11,000			60,000
<b>EXPENDITURES</b>									
<b>TOTAL</b>	<b>109,000</b>	<b>114,000</b>	<b>120,000</b>	<b>126,000</b>	<b>132,000</b>	<b>139,000</b>	<b>0</b>	<b>0</b>	<b>740,000</b>
<b>SOURCES OF FUNDING</b>									
Transfer from General Fund									0
Reallocated GF Transfer									0
Bonds	109,000	114,000	120,000	126,000	132,000	139,000			740,000
Reallocated Bonds									0
<b>PROJECTED OPERATING IMPACTS</b>	<b>0</b>	<b>0</b>	<b>0</b>	<b>0</b>	<b>0</b>	<b>0</b>			

# Small Drainage Structures

Maria Masturzo, Budget Analyst I (410) 386-2082

9847

This project provides ongoing funding to rehabilitate or replace deteriorated drainage structures including culvert headwalls and ancillary drainage features.

The Department of Public Works continues to incorporate all pipe culverts and drainage structures into Geographic Information Systems (GIS). Once the locations are identified and mapped, field condition assessments can be made to help determine the most effective approach to replacing and repairing these structures.

	FY27	FY28	FY29	FY30	FY31	FY32	Prior Allocation	Balance to Complete	Total Project Cost
Land Acquisition									0
Engineering/Design									0
Site Work									0
Construction	221,000	232,000	244,000	256,000	268,000	281,000			1,502,000
Equipment/Furnishings									0
Other									0
<b>EXPENDITURES</b>									
<b>TOTAL</b>	<b>221,000</b>	<b>232,000</b>	<b>244,000</b>	<b>256,000</b>	<b>268,000</b>	<b>281,000</b>	<b>0</b>	<b>0</b>	<b>1,502,000</b>
<b>SOURCES OF FUNDING</b>									
Transfer from General Fund									0
Reallocated GF Transfer									0
Bonds	221,000	232,000	244,000	256,000	268,000	281,000			1,502,000
Reallocated Bonds									0
<b>PROJECTED OPERATING IMPACTS</b>	<b>0</b>	<b>0</b>	<b>0</b>	<b>0</b>	<b>0</b>	<b>0</b>			

# Storm Drain Rehabilitation

Maria Masturzo, Budget Analyst I (410) 386-2082

8627

This project provides ongoing funding to maintain the storm drain system through rehabilitation and replacement. The County maintains about 180 miles (or 950,000 feet) of storm drain infrastructure, primarily located in neighborhoods where curbing, inlets, and manholes exist. Many of these systems were constructed with corrugated metal pipe, which has a life span of 30-50 years.

	FY27	FY28	FY29	FY30	FY31	FY32	Prior Allocation	Balance to Complete	Total Project Cost
Land Acquisition									0
Engineering/Design									0
Site Work									0
Construction	221,000	232,000	244,000	256,000	268,000	281,000			1,502,000
Equipment/Furnishings									0
Other									0
<b>EXPENDITURES</b>									
<b>TOTAL</b>	<b>221,000</b>	<b>232,000</b>	<b>244,000</b>	<b>256,000</b>	<b>268,000</b>	<b>281,000</b>	<b>0</b>	<b>0</b>	<b>1,502,000</b>
<b>SOURCES OF FUNDING</b>									
Transfer from General Fund									0
Reallocated GF Transfer									0
Bonds	221,000	232,000	244,000	256,000	268,000	281,000			1,502,000
Reallocated Bonds									0
<b>PROJECTED OPERATING IMPACTS</b>	<b>0</b>	<b>0</b>	<b>0</b>	<b>0</b>	<b>0</b>	<b>0</b>			

# Storm Drain Video Inspection

Maria Masturzo, Budget Analyst I (410) 386-2082

8769

This project provides ongoing funding to gather video inspection data of existing storm drain pipes. Inspection data is also collected for roads repaired through the Pavement Management Program. Video inspections determine if repairs or replacements are needed, and funding is provided for infrastructure rehabilitation in Storm Drain Rehabilitation.

	FY27	FY28	FY29	FY30	FY31	FY32	Prior Allocation	Balance to Complete	Total Project Cost
Land Acquisition									0
Engineering/Design	110,000	116,000	122,000	128,000	134,000	141,000			751,000
Site Work									0
Construction									0
Equipment/Furnishings									0
Other									0
<b>EXPENDITURES</b>									
<b>TOTAL</b>	<b>110,000</b>	<b>116,000</b>	<b>122,000</b>	<b>128,000</b>	<b>134,000</b>	<b>141,000</b>	<b>0</b>	<b>0</b>	<b>751,000</b>
<b>SOURCES OF FUNDING</b>									
Transfer from General Fund	10,000	116,000	122,000	128,000	134,000	141,000			651,000
Reallocated GF Transfer	100,000								100,000
Local Income Tax									0
Reallocated Local Income Tax									0
<b>PROJECTED OPERATING IMPACTS</b>	<b>0</b>	<b>0</b>	<b>0</b>	<b>0</b>	<b>0</b>	<b>0</b>			

# BRIDGES



COMMUNITY INVESTMENT PLAN FOR FISCAL YEARS 2027 TO 2032

	FY27	FY28	FY29	FY30	FY31	FY32	Prior Allocation	Balance To Complete	Total Project Cost
<b>BRIDGES</b>									
Bridge Inspection and Inventory	\$36,000	\$37,000	\$38,000	\$39,000	\$40,000	\$41,000	\$0	\$0	\$231,000
Bridge Maintenance and Structural Repair	99,000	104,000	110,000	115,000	121,000	127,000	0	0	676,000
Brown Road over Roaring Run	0	2,352,000	0	0	0	0	556,000	0	2,908,000
Cleaning and Painting of Bridge Structural Steel	298,000	313,000	329,000	345,000	362,000	379,000	0	0	2,026,000
Gaither Road over South Branch Patapsco	0	2,420,000	0	0	0	0	480,000	0	2,900,000
Hawks Hill Road over Little Pipe Creek Tributary	540,000	0	0	0	0	0	1,177,000	0	1,717,000
Hughes Shop Road Bridge over Bear Branch Road	153,000	0	0	0	0	0	2,601,000	0	2,754,000
McKinstry's Mill Road over Little Pipe Creek	0	2,259,000	0	0	0	0	714,000	0	2,973,000
McKinstry's Mill Road over Sams Creek	92,000	0	0	0	0	0	1,865,000	0	1,957,000
McKinstry's Mill Road over Tributary to Little Pipe Creek	99,000	0	1,320,000	0	0	0	301,000	0	1,720,000
Niner Road over Middle Run	0	0	0	0	431,000	0	0	1,244,000	1,675,000
Old Kays Mill Road over Beaver Run	840,000	0	2,422,000	0	0	0	0	0	3,262,000
Patapsco Road over E. Branch Patapsco	199,000	0	0	0	0	0	2,793,000	0	2,992,000
Stem Road over Wolf Pit Branch	402,000	0	0	0	0	0	1,298,000	0	1,700,000
Stone Chapel Road over Little Pipe Creek	126,000	0	0	0	0	0	2,280,000	0	2,406,000
Woodbine Road over S. Branch Patapsco	0	0	0	6,924,000	0	0	1,121,000	0	8,045,000
<b>BRIDGES TOTAL</b>	<b>\$2,884,000</b>	<b>\$7,485,000</b>	<b>\$4,219,000</b>	<b>\$7,423,000</b>	<b>\$954,000</b>	<b>\$547,000</b>	<b>\$15,186,000</b>	<b>\$1,244,000</b>	<b>\$39,942,000</b>
<b>SOURCES OF FUNDING:</b>									
Transfer from General Fund	\$198,000	\$204,000	\$214,000	\$223,000	\$233,400	\$243,800	\$0	\$0	\$1,316,200
Bonds	1,323,000	1,908,220	1,972,720	1,884,800	431,000	0	5,093,002	1,244,000	13,856,742
Reallocated Bonds	0	0	0	0	0	0	164,998	0	164,998
Federal Highway/Bridge	1,363,000	5,372,780	2,032,280	5,315,200	289,600	303,200	9,928,000	0	24,604,060
<b>BRIDGES TOTAL</b>	<b>\$2,884,000</b>	<b>\$7,485,000</b>	<b>\$4,219,000</b>	<b>\$7,423,000</b>	<b>\$954,000</b>	<b>\$547,000</b>	<b>\$15,186,000</b>	<b>\$1,244,000</b>	<b>\$39,942,000</b>

# Bridge Inspection and Inventory

Maria Masturzo, Budget Analyst I (410) 386-2082

9684

This project provides ongoing funding for the inspection of 20 minor structures that do not qualify for use of Federal funds. Small structures are inspected every four years in the same manner as the 136 major County-maintained structures. This project includes hands-on field inspections of all 20 structures, as well as completion and submission of inspection reports, which summarize findings. Report recommendations are used to evaluate repairs and structure replacements.

As mandated by the federal government, each state, county, and municipality owning and maintaining bridge structures meeting the federal definition of a structure, is required to inspect and report on each structure. Federal funds cover the biennial inspection of our major structures, those greater than 20 feet in length. Federal funds cover the same type of inspection for 20 small structures the County maintains.

	FY27	FY28	FY29	FY30	FY31	FY32	Prior Allocation	Balance to Complete	Total Project Cost
Land Acquisition									0
Engineering/Design	36,000	37,000	38,000	39,000	40,000	41,000			231,000
Site Work									0
Construction									0
Equipment/Furnishings									0
Other									0
<b>EXPENDITURES</b>									
<b>TOTAL</b>	<b>36,000</b>	<b>37,000</b>	<b>38,000</b>	<b>39,000</b>	<b>40,000</b>	<b>41,000</b>	<b>0</b>	<b>0</b>	<b>231,000</b>
<b>SOURCES OF FUNDING</b>									
Transfer from General Fund	36,000	37,000	38,000	39,000	40,000	41,000			231,000
Reallocated GF Transfer									0
Bonds									0
Reallocated Bonds									0
<b>PROJECTED OPERATING IMPACTS</b>	<b>0</b>	<b>0</b>	<b>0</b>	<b>0</b>	<b>0</b>	<b>0</b>			

# Bridge Maintenance and Structural Repair

Maria Masturzo, Budget Analyst I (410) 386-2082

9882

This project provides ongoing funding for preventative maintenance and small repairs to County-maintained bridges, including: deck joint replacements, structural steel repairs, concrete patching, stream channel stabilization, traffic barrier replacement, and approach roadway repairs. Several projects have been identified for the work types and are listed below.

Listed below are potential sites for a replacement bridge seal project:

- |                                       |                                        |                                               |
|---------------------------------------|----------------------------------------|-----------------------------------------------|
| CL 208 Baptist over Alloway Creek     | CL 211 Bowers over Alloway Creek       | CL 364 Adams Mill over Little Pipe Creek      |
| CL 234 Hapes Mill over Big Pipe Creek | CL 262 Mayberry over Bear Branch       | CL 353 Patapsco over W. Branch Patapsco River |
| CL 266 Flickinger over Big Pipe Creek | CL 271 Arters Mill over Big Pipe Creek | CL 311 Morgan over S. Branch Patapsco River   |

Listed below are potential sites for a concrete patching project:

- |                                               |                                                     |
|-----------------------------------------------|-----------------------------------------------------|
| CL 217 Stone over Silver Run                  | CL 332 Marriottsville over S. Branch Patapsco River |
| CL 311 Morgan over S. Branch Patapsco River   | CL 373 Coon Club over E. Branch Patapsco River      |
| CL 353 Patapsco over W. Branch Patapsco River |                                                     |

	FY27	FY28	FY29	FY30	FY31	FY32	Prior Allocation	Balance to Complete	Total Project Cost
Land Acquisition									0
Engineering/Design									0
Site Work									0
Construction	99,000	104,000	110,000	115,000	121,000	127,000			676,000
Equipment/Furnishings									0
Other									0
<b>EXPENDITURES</b>									
<b>TOTAL</b>	<b>99,000</b>	<b>104,000</b>	<b>110,000</b>	<b>115,000</b>	<b>121,000</b>	<b>127,000</b>	<b>0</b>	<b>0</b>	<b>676,000</b>
<b>SOURCES OF FUNDING</b>									
Transfer from General Fund	99,000	104,000	110,000	115,000	121,000	127,000			676,000
Reallocated GF Transfer									0
Bonds									0
Reallocated Bonds									0
<b>PROJECTED OPERATING IMPACTS</b>	<b>0</b>	<b>0</b>	<b>0</b>	<b>0</b>	<b>0</b>	<b>0</b>			

# Brown Road over Roaring Run

Commissioner District: 2

Maria Masturzo, Budget Analyst I (410) 386-2082

9589

Functional Classification: Rural Local  
 Average Daily Traffic: 395  
 Bridge Number: CL 346



This project provides planned funding to replace the three cell corrugated steel pipe culverts, located near Finksburg, with a new structure. The type of replacement structure will be determined based on an alternatives analysis.

*This project qualifies for Federal aid, which covers 80 percent of the engineering, inspection, and construction costs.*

	FY27	FY28	FY29	FY30	FY31	FY32	Prior Allocation	Balance to Complete	Total Project Cost
Land Acquisition									0
Engineering/Design		194,000					556,000		750,000
Site Work		175,000							175,000
Construction		1,796,000							1,796,000
Equipment/Furnishings									0
Other		187,000							187,000
<b>EXPENDITURES</b>									
<b>TOTAL</b>	<b>0</b>	<b>2,352,000</b>	<b>0</b>	<b>0</b>	<b>0</b>	<b>0</b>	<b>556,000</b>	<b>0</b>	<b>2,908,000</b>
<b>SOURCES OF FUNDING</b>									
Transfer from General Fund									0
Bonds		629,020					111,200		740,220
Reallocated Bonds									0
Federal Highway/Bridge		1,722,980					444,800		2,167,780
<b>PROJECTED OPERATING IMPACTS</b>	<b>0</b>	<b>0</b>	<b>0</b>	<b>0</b>	<b>0</b>	<b>0</b>			

# Cleaning and Painting of Bridge Structural Steel

Maria Masturzo, Budget Analyst I (410) 386-2082

9686

This project provides ongoing funding for cleaning and painting of bridge structural steel. Cleaning and painting slows deterioration and extends the useful life of steel structures. Funding is accumulated over several years to allow for completion of a larger project.

Listed below are potential sites for the next project:

- CL 207 Baptist Road over Alloway Creek
- CL 208 Baptist Road over Alloway Creek
- CL 211 Bowers Road over Alloway Creek
- CL 262 Mayberry Road over Bear Branch
- CL 272 Halter Road over Big Pipe Creek
- CL 364 Adams Mill Road over Little Pipe Creek

	FY27	FY28	FY29	FY30	FY31	FY32	Prior Allocation	Balance to Complete	Total Project Cost
Land Acquisition									0
Engineering/Design	25,000	26,000	27,000	28,000	29,000	30,000			165,000
Site Work									0
Construction	273,000	287,000	302,000	317,000	333,000	349,000			1,861,000
Equipment/Furnishings									0
Other									0
<b>EXPENDITURES</b>									
<b>TOTAL</b>	<b>298,000</b>	<b>313,000</b>	<b>329,000</b>	<b>345,000</b>	<b>362,000</b>	<b>379,000</b>	<b>0</b>	<b>0</b>	<b>2,026,000</b>
<b>SOURCES OF FUNDING</b>									
Transfer from General Fund	63,000	63,000	66,000	69,000	72,400	75,800			409,200
Reallocated GF Transfer									0
Bonds									0
Federal Highway/Bridge	235,000	250,000	263,000	276,000	289,600	303,200			1,616,800
<b>PROJECTED OPERATING IMPACTS</b>	<b>0</b>	<b>0</b>	<b>0</b>	<b>0</b>	<b>0</b>	<b>0</b>			

# Gaither Road over South Branch Patapsco

Commissioner Districts: 4 and 5

Maria Masturzo, Budget Analyst I (410) 386-2082

8722

Functional Classification: Minor Collector  
 Average Daily Traffic: 1,190  
 Bridge Number: CL 313



This project provides planned funding to replace the steel truss bridge, located in Sykesville near the Howard County border, with a new structure. The type of replacement structure will be determined based on an alternatives analysis.

*This project qualifies for Federal aid, which covers 80 percent of the engineering, inspection, and construction costs.*

	FY27	FY28	FY29	FY30	FY31	FY32	Prior Allocation	Balance to Complete	Total Project Cost
Land Acquisition		5,000							5,000
Engineering/Design							480,000		480,000
Site Work		200,000							200,000
Construction		1,995,000							1,995,000
Equipment/Furnishings									0
Other		220,000							220,000
<b>EXPENDITURES</b>									
<b>TOTAL</b>	<b>0</b>	<b>2,420,000</b>	<b>0</b>	<b>0</b>	<b>0</b>	<b>0</b>	<b>480,000</b>	<b>0</b>	<b>2,900,000</b>
<b>SOURCES OF FUNDING</b>									
Transfer from General Fund									0
Bonds		670,000					96,000		766,000
Reallocated Bonds									0
Federal Highway/Bridge		1,750,000					384,000		2,134,000
<b>PROJECTED OPERATING IMPACTS</b>	<b>0</b>	<b>0</b>	<b>0</b>	<b>0</b>	<b>0</b>	<b>0</b>			

# Hawks Hill Road over Little Pipe Creek Tributary

Commissioner District: 4

Maria Masturzo, Budget Analyst I (410) 386-2082

8891

Functional Classification: Rural Local  
 Average Daily Traffic: 253  
 Bridge Number: CL 242



This project provides funding to replace the small bridge, located in western Carroll County near the Town of New Windsor. The existing structure is concrete encased steel beams on stone masonry abutments. The type of replacement structure will be determined based on an alternatives analysis. The structure width and waterway opening will be evaluated as part of the analysis.

*This project does not qualify for Federal aid due to the overall length of the structure.*

	FY27	FY28	FY29	FY30	FY31	FY32	Prior Allocation	Balance to Complete	Total Project Cost
Land Acquisition							5,000		5,000
Engineering/Design							312,000		312,000
Site Work							70,000		70,000
Construction	540,000						710,000		1,250,000
Equipment/Furnishings									0
Other							80,000		80,000
<b>EXPENDITURES</b>									
<b>TOTAL</b>	<b>540,000</b>	<b>0</b>	<b>0</b>	<b>0</b>	<b>0</b>	<b>0</b>	<b>1,177,000</b>	<b>0</b>	<b>1,717,000</b>
<b>SOURCES OF FUNDING</b>									
Transfer from General Fund									0
Reallocated GF Transfer									0
Bonds	540,000						1,177,000		1,717,000
Reallocated Bonds									0
<b>PROJECTED OPERATING IMPACTS</b>	<b>0</b>	<b>0</b>	<b>0</b>	<b>0</b>	<b>0</b>	<b>0</b>			

# Hughes Shop Road Bridge over Bear Branch Road

Commissioner District: 3

Maria Masturzo, Budget Analyst I (410) 386-2082

8332

Functional Classification: Minor Collector  
 Average Daily Traffic: 3,000  
 Bridge Number: CL 264



This project provides funding to replace the existing bridge, located near Pleasant Valley, with a new structure. The type of replacement structure will be determined based on an alternatives analysis.

*This project qualifies for Federal aid, which covers 80 percent of the engineering, inspection, and construction costs.*

	FY27	FY28	FY29	FY30	FY31	FY32	Prior Allocation	Balance to Complete	Total Project Cost
Land Acquisition									0
Engineering/Design	153,000						750,000		903,000
Site Work							153,000		153,000
Construction							1,529,000		1,529,000
Equipment/Furnishings									0
Other							169,000		169,000
<b>EXPENDITURES</b>									
<b>TOTAL</b>	<b>153,000</b>	<b>0</b>	<b>0</b>	<b>0</b>	<b>0</b>	<b>0</b>	<b>2,601,000</b>	<b>0</b>	<b>2,754,000</b>
<b>SOURCES OF FUNDING</b>									
Transfer from General Fund									0
Reallocated GF Transfer									0
Bonds	30,600						520,200		550,800
Federal Highway/Bridge	122,400						2,080,800		2,203,200
<b>PROJECTED OPERATING IMPACTS</b>	<b>0</b>	<b>0</b>	<b>0</b>	<b>0</b>	<b>0</b>	<b>0</b>			

# McKinstry's Mill Road over Little Pipe Creek

Commissioner District: 4

Maria Masturzo, Budget Analyst I (410) 386-2082

8987

Functional Classification: Rural Local  
 Average Daily Traffic: 338  
 Bridge Number: CL 236



This project provides planned funding to replace the bridge, located near Union Bridge, with a new structure. The type of replacement structure will be determined based on an alternatives analysis. The structure width and waterway opening will be evaluated as part of the analysis.

*This project qualifies for Federal aid, which covers 80 percent of the engineering, inspection, and construction costs.*

	FY27	FY28	FY29	FY30	FY31	FY32	Prior Allocation	Balance to Complete	Total Project Cost
Land Acquisition									0
Engineering/Design		168,000					714,000		882,000
Site Work		173,000							173,000
Construction		1,728,000							1,728,000
Equipment/Furnishings									0
Other		190,000							190,000
<b>EXPENDITURES</b>									
<b>TOTAL</b>	<b>0</b>	<b>2,259,000</b>	<b>0</b>	<b>0</b>	<b>0</b>	<b>0</b>	<b>714,000</b>	<b>0</b>	<b>2,973,000</b>
<b>SOURCES OF FUNDING</b>									
Transfer from General Fund									0
Reallocated GF Transfer									0
Bonds		609,200					142,800		752,000
Federal Highway/Bridge		1,649,800					571,200		2,221,000
<b>PROJECTED OPERATING IMPACTS</b>	<b>0</b>	<b>0</b>	<b>0</b>	<b>0</b>	<b>0</b>	<b>0</b>			

# McKinstry's Mill Road over Sams Creek

Commissioner District: 4

Maria Masturzo, Budget Analyst I (410) 386-2082

8323

Functional Classification: Rural Local  
 Average Daily Traffic: 395  
 Bridge Number: CL 243



This project provides funding to replace the bridge, located west of New Windsor on the Carroll/Frederick county line, with a new structure. The type of replacement structure will be determined based on an alternatives analysis.

*This project qualifies for Federal aid, which covers 80 percent of the engineering, inspection, and construction costs.*

	FY27	FY28	FY29	FY30	FY31	FY32	Prior Allocation	Balance to Complete	Total Project Cost
Land Acquisition							7,000		7,000
Engineering/Design	92,000						750,000		842,000
Site Work							92,000		92,000
Construction							915,000		915,000
Equipment/Furnishings									0
Other							101,000		101,000
<b>EXPENDITURES</b>									
<b>TOTAL</b>	<b>92,000</b>	<b>0</b>	<b>0</b>	<b>0</b>	<b>0</b>	<b>0</b>	<b>1,865,000</b>	<b>0</b>	<b>1,957,000</b>
<b>SOURCES OF FUNDING</b>									
Transfer from General Fund									0
Bonds	18,400						373,000		391,400
Reallocated Bonds									0
Federal Highway/Bridge	73,600						1,492,000		1,565,600
<b>PROJECTED OPERATING IMPACTS</b>	<b>0</b>	<b>0</b>	<b>0</b>	<b>0</b>	<b>0</b>	<b>0</b>			

# McKinstry's Mill Road over Tributary to Little Pipe Creek

Commissioner District: 4

Maria Masturzo, Budget Analyst I (410) 386-2082

9207

Functional Classification: Rural Local  
 Average Daily Traffic: 375  
 Bridge Number: CL 240X



This project provides funding to replace the small structure, located near New Windsor and Union Bridge. The existing structure is a concrete slab on stone masonry abutments. The type of replacement structure will be determined based on an alternatives analysis. The structure width and waterway opening will be evaluated as part of the analysis.

*This project does not qualify for Federal aid due to the overall length of the structure.*

	FY27	FY28	FY29	FY30	FY31	FY32	Prior Allocation	Balance to Complete	Total Project Cost
Land Acquisition									0
Engineering/Design	99,000						301,000		400,000
Site Work			70,000						70,000
Construction			1,050,000						1,050,000
Equipment/Furnishings									0
Other			200,000						200,000
<b>EXPENDITURES</b>									
<b>TOTAL</b>	<b>99,000</b>	<b>0</b>	<b>1,320,000</b>	<b>0</b>	<b>0</b>	<b>0</b>	<b>301,000</b>	<b>0</b>	<b>1,720,000</b>
<b>SOURCES OF FUNDING</b>									
Transfer from General Fund									0
Reallocated GF Transfer									0
Bonds	99,000		1,320,000				136,002		1,555,002
Reallocated Bonds							164,998		164,998
<b>PROJECTED OPERATING IMPACTS</b>	<b>0</b>	<b>0</b>	<b>0</b>	<b>0</b>	<b>0</b>	<b>0</b>			

# Niner Road over Middle Run

Commissioner District: 2

Maria Masturzo, Budget Analyst I (410) 386-2082

Proj #

Functional Classification: Urban Local  
 Average Daily Traffic: 630  
 Bridge Number: CL 340X



This project provides planned funding to replace the small bridge, located near Finksburg. The existing structure consists of steel beams on a combination of stone masonry and concrete abutments and wingwalls. The type of replacement structure will be determined based on an alternative analysis. The structure width and waterway opening will be evaluated as part of the analysis.

*This project does not qualify for Federal Aid due to the overall length of the structure.*

	FY27	FY28	FY29	FY30	FY31	FY32	Prior Allocation	Balance to Complete	Total Project Cost
Land Acquisition								5,000	<b>5,000</b>
Engineering/Design					431,000				<b>431,000</b>
Site Work								100,000	<b>100,000</b>
Construction								939,000	<b>939,000</b>
Equipment/Furnishings									<b>0</b>
Other								200,000	<b>200,000</b>
<b>EXPENDITURES</b>									
<b>TOTAL</b>	<b>0</b>	<b>0</b>	<b>0</b>	<b>0</b>	<b>431,000</b>	<b>0</b>	<b>0</b>	<b>1,244,000</b>	<b>1,675,000</b>
<b>SOURCES OF FUNDING</b>									
Transfer from General Fund									<b>0</b>
Reallocated GF Transfer									<b>0</b>
Bonds					431,000			1,244,000	<b>1,675,000</b>
Reallocated Bonds									<b>0</b>
<b>PROJECTED OPERATING IMPACTS</b>	<b>0</b>	<b>0</b>	<b>0</b>	<b>0</b>	<b>0</b>	<b>0</b>			

# Old Kays Mill Road over Beaver Run

Commissioner District: 2

Maria Masturzo, Budget Analyst I (410) 386-2082

Proj #

Functional Classification: Rural Local  
 Average Daily Traffic: 209  
 Bridge Number: CL 344



This project provides funding to replace the three cell structural plate pipe culverts, located near Finksburg, with a new structure. The type of replacement structure will be determined based on an alternatives analysis.

*This project qualifies for Federal aid, which covers 80 percent of the engineering, inspection, and construction costs.*

	FY27	FY28	FY29	FY30	FY31	FY32	Prior Allocation	Balance to Complete	Total Project Cost
Land Acquisition			5,000						5,000
Engineering/Design	840,000		184,000						1,024,000
Site Work			180,000						180,000
Construction			1,850,000						1,850,000
Equipment/Furnishings									0
Other			203,000						203,000
<b>EXPENDITURES</b>									
<b>TOTAL</b>	<b>840,000</b>	<b>0</b>	<b>2,422,000</b>	<b>0</b>	<b>0</b>	<b>0</b>	<b>0</b>	<b>0</b>	<b>3,262,000</b>
<b>SOURCES OF FUNDING</b>									
Transfer from General Fund									0
Bonds	168,000		652,720						820,720
Reallocated Bonds									0
Federal Highway/Bridge	672,000		1,769,280						2,441,280
<b>PROJECTED OPERATING IMPACTS</b>	<b>0</b>	<b>0</b>	<b>0</b>	<b>0</b>	<b>0</b>	<b>0</b>			<b>0</b>

# Patapsco Road over E. Branch Patapsco

Commissioner District: 2

Maria Masturzo, Budget Analyst I (410) 386-2082

8933

Functional Classification: Minor Collector  
 Average Daily Traffic: 147  
 Bridge Number: CL 351



This project provides funding to replace the structure, located in eastern Carroll County. The type of replacement structure will be determined based on an alternatives analysis. The structure width and waterway opening will be evaluated as part of the analysis.

*This project qualifies for Federal aid, which covers 80 percent of the engineering, inspection, and construction costs.*

	FY27	FY28	FY29	FY30	FY31	FY32	Prior Allocation	Balance to Complete	Total Project Cost
Land Acquisition									0
Engineering/Design	180,000						748,000		928,000
Site Work							127,000		127,000
Construction	19,000						1,778,000		1,797,000
Equipment/Furnishings									0
Other							140,000		140,000
<b>EXPENDITURES</b>									
<b>TOTAL</b>	<b>199,000</b>	<b>0</b>	<b>0</b>	<b>0</b>	<b>0</b>	<b>0</b>	<b>2,793,000</b>	<b>0</b>	<b>2,992,000</b>
<b>SOURCES OF FUNDING</b>									
Transfer from General Fund									0
Bonds	39,800						558,600		598,400
Reallocated Bonds									0
Federal Highway/Bridge	159,200						2,234,400		2,393,600
<b>PROJECTED OPERATING IMPACTS</b>	<b>0</b>	<b>0</b>	<b>0</b>	<b>0</b>	<b>0</b>	<b>0</b>			

# Stem Road over Wolf Pit Branch

Commissioner District: 4

Maria Masturzo, Budget Analyst I (410) 386-2082

9590

Functional Classification: Rural Local  
 Average Daily Traffic: 47  
 Bridge Number: CL 235X



This project provides funding to replace the small bridge, located in western Carroll County near Union Bridge. The existing structure is steel beams on stone masonry abutments. The type of replacement structure will be determined based on an alternatives analysis. The structure width and waterway opening will be evaluated as part of the analysis.

*This project does not qualify for Federal aid due to the overall length of the structure.*

	FY27	FY28	FY29	FY30	FY31	FY32	Prior Allocation	Balance to Complete	Total Project Cost
Land Acquisition									0
Engineering/Design	98,000						302,000		400,000
Site Work	25,000						75,000		100,000
Construction	279,000						721,000		1,000,000
Equipment/Furnishings									0
Other							200,000		200,000
<b>EXPENDITURES</b>									
<b>TOTAL</b>	<b>402,000</b>	<b>0</b>	<b>0</b>	<b>0</b>	<b>0</b>	<b>0</b>	<b>1,298,000</b>	<b>0</b>	<b>1,700,000</b>
<b>SOURCES OF FUNDING</b>									
Transfer from General Fund									0
Reallocated GF Transfer									0
Bonds	402,000						1,298,000		1,700,000
Reallocated Bonds									0
<b>PROJECTED OPERATING IMPACTS</b>	<b>0</b>	<b>0</b>	<b>0</b>	<b>0</b>	<b>0</b>	<b>0</b>			

# Stone Chapel Road over Little Pipe Creek

Commissioner District: 3

Maria Masturzo, Budget Analyst I (410) 386-2082

8588

Functional Classification: Urban Minor Collector  
 Average Daily Traffic: 4612  
 Bridge Number: CL 363



This project provides funding to replace the existing bridge located outside of Westminster, near MD 31. The type of replacement structure will be determined based on an alternatives analysis.

*This project qualifies for Federal aid, which covers 80 percent of the engineering, inspection, and construction costs.*

	FY27	FY28	FY29	FY30	FY31	FY32	Prior Allocation	Balance to Complete	Total Project Cost
Land Acquisition							7,000		7,000
Engineering/Design	126,000						750,000		876,000
Site Work							200,000		200,000
Construction							1,255,000		1,255,000
Equipment/Furnishings									0
Other							68,000		68,000
<b>EXPENDITURES</b>									
<b>TOTAL</b>	<b>126,000</b>	<b>0</b>	<b>0</b>	<b>0</b>	<b>0</b>	<b>0</b>	<b>2,280,000</b>	<b>0</b>	<b>2,406,000</b>
<b>SOURCES OF FUNDING</b>									
Transfer from General Fund									0
Reallocated GF Transfer									0
Bonds	25,200						456,000		481,200
Federal Highway/Bridge	100,800						1,824,000		1,924,800
<b>PROJECTED OPERATING IMPACTS</b>	<b>0</b>	<b>0</b>	<b>0</b>	<b>0</b>	<b>0</b>	<b>0</b>			

# Woodbine Road over S. Branch Patapsco

Commissioner District: 4

Maria Masturzo, Budget Analyst I (410) 386-2082

9208

Functional Classification: Rural Local  
 Average Daily Traffic: 8182  
 Bridge Number: CL 310



This project provides planned funding to replace the bridge, located near Mount Airy. The existing structure is a steel beam bridge on concrete abutments and pier. The type of replacement structure will be determined based on an alternatives analysis. The structure width and waterway opening will be evaluated as part of the analysis.

*This project qualifies for Federal aid, which covers 80 percent of the engineering, inspection, and construction costs.*

	FY27	FY28	FY29	FY30	FY31	FY32	Prior Allocation	Balance to Complete	Total Project Cost
Land Acquisition									0
Engineering/Design				557,000			1,121,000		1,678,000
Site Work				600,000					600,000
Construction				5,567,000					5,567,000
Equipment/Furnishings									0
Other				200,000					200,000
<b>EXPENDITURES</b>									
<b>TOTAL</b>	<b>0</b>	<b>0</b>	<b>0</b>	<b>6,924,000</b>	<b>0</b>	<b>0</b>	<b>1,121,000</b>	<b>0</b>	<b>8,045,000</b>
<b>SOURCES OF FUNDING</b>									
Transfer from General Fund									0
Reallocated GF Transfer									0
Bonds				1,884,800			224,200		2,109,000
Federal Highway/Bridge				5,039,200			896,800		5,936,000
<b>PROJECTED OPERATING IMPACTS</b>	<b>0</b>	<b>0</b>	<b>0</b>	<b>0</b>	<b>0</b>	<b>0</b>			



# RECREATION AND CULTURE



## **Overview of Recreation and Culture CIP**

The Recreation and Parks portion of The FY27 – 32 CIP provides facilities for passive (i.e. natural park areas) and active (i.e. ballfields) recreational opportunities. The primary sources of funding for recreation projects are Impact Fees and Program Open Space (POS) funding. Impact Fees are charged to developers of new homes in Carroll County to partially offset the cost of providing recreation facilities to serve those new homes. POS funding is provided as a portion of the State Real Estate Transfer Tax for the acquisition and development of park facilities. Projects include Recreation and Parks, and the Union Mills Homestead. These projects maintain County infrastructure and are funded primarily using Program Open Space dollars.

Funding is included for additional field lights for one field at Cape Horn Park and to replace the boathouse at Piney Run Park.

Funding is planned for improvement and replacement of the raptor mews at Hashawha Environmental Center and the outdoor programming area behind the nature center at Piney Run Park.

Other projects include Sports Complex field improvements, replacement of two pavilions, and replacement of playground equipment at five County park sites.

Funding continues for Self-Help projects. These projects are cooperative ventures between local community groups and the County and enable the County's Recreation Councils to identify projects to enhance park facilities countywide.

For additional information on Recreation and Parks projects, please refer to the individual project pages.

COMMUNITY INVESTMENT PLAN FOR FISCAL YEARS 2027 TO 2032

	FY27	FY28	FY29	FY30	FY31	FY32	Prior Allocation	Balance To Complete	Total Project Cost
<b>RECREATION AND CULTURE</b>									
Cape Horn Park Field Lighting	\$0	\$0	\$507,000	\$0	\$0	\$0	\$0	\$0	\$507,000
Community Self-Help Projects	138,000	145,000	152,000	160,000	168,000	177,000	0	0	940,000
Freedom Park Pavilion 1 Replacement	0	410,000	0	0	0	0	0	0	410,000
Hashawha Raptor Mews Replacements & Improvements	0	0	710,000	0	0	0	0	0	710,000
Park Restoration	274,000	288,000	302,000	317,000	333,000	350,000	0	0	1,864,000
Piney Run Boathouse Replacement	62,000	0	0	0	0	0	488,500	0	550,500
Piney Run Park Outdoor Programming Area Improvements	0	0	0	220,000	800,000	0	0	0	1,020,000
Piney Run Park Pavilion 3 Replacement	282,000	0	0	0	0	0	0	0	282,000
Piney Run Seawall and Launch Replacement	75,000	0	0	0	0	0	277,000	0	352,000
Playground Equipment Replacement	0	750,000	175,000	350,000	0	725,000	0	0	2,000,000
Sports Complex Field Improvements	1,210,000	0	0	0	0	0	1,700,000	0	2,910,000
Town Fund	9,600	9,600	9,600	9,600	9,600	9,600	0	0	57,600
<b>RECREATION AND CULTURE TOTAL</b>	<b>\$2,161,162</b>	<b>\$1,602,600</b>	<b>\$1,855,600</b>	<b>\$1,056,600</b>	<b>\$1,310,600</b>	<b>\$1,261,600</b>	<b>\$2,465,500</b>	<b>\$0</b>	<b>\$11,713,662</b>
<b>SOURCES OF FUNDING:</b>									
Transfer from General Fund	\$549,142	\$558,600	\$552,100	\$543,600	\$590,600	\$609,100	\$226,600	\$0	\$3,629,742
Reallocated GF Transfer	35,058	0	0	0	0	0	20,000	0	55,058
Impact Fee - Parks	0	0	507,000	0	0	0	0	0	507,000
Program Open Space	526,810	1,044,000	796,500	513,000	720,000	652,500	2,218,900	0	6,471,710
<b>RECREATION AND CULTURE TOTAL</b>	<b>\$2,161,162</b>	<b>\$1,602,600</b>	<b>\$1,855,600</b>	<b>\$1,056,600</b>	<b>\$1,310,600</b>	<b>\$1,261,600</b>	<b>\$2,465,500</b>	<b>\$0</b>	<b>\$11,713,662</b>

# Cape Horn Park Field Lighting

Commissioner District: 2

Lexi Biondo, Budget Analyst I (410) 386-2082

Proj #

This project provides planned funding to add lighting fixtures to one multi-purpose field at Cape Horn Park, located on Cape Horn Road in Hampstead.

	FY27	FY28	FY29	FY30	FY31	FY32	Prior Allocation	Balance to Complete	Total Project Cost
Land Acquisition									0
Engineering/Design									0
Site Work									0
Construction			472,000						472,000
Equipment/Furnishings									0
Other			35,000						35,000
<b>EXPENDITURES</b>									

<b>TOTAL</b>	<b>0</b>	<b>0</b>	<b>507,000</b>	<b>0</b>	<b>0</b>	<b>0</b>	<b>0</b>	<b>0</b>	<b>507,000</b>
--------------	----------	----------	----------------	----------	----------	----------	----------	----------	----------------

<b>SOURCES OF FUNDING</b>									
Transfer from General Fund									0
Reallocated GF Transfer									0
Impact Fee - Parks			507,000						507,000
Reallocated Impact Fee - Parks									0

<b>PROJECTED OPERATING IMPACTS</b>									
	0	0	0	0	0	0			0

# Community Self-Help Projects

Lexi Biondo, Budget Analyst I (410) 386-2082

9735

This project provides ongoing funding for the Self-Help program to create community interest and involvement in recreational facilities throughout Carroll County. It enables communities to accomplish recreational projects approved by the Recreation and Parks Advisory Board and Board of County Commissioners. Individual projects may not exceed \$25,000 and can receive up to 75% funding from Community Self-Help, or up to 85% if it includes volunteer labor. The remaining cost of the project is provided by the community.

	FY27	FY28	FY29	FY30	FY31	FY32	Prior Allocation	Balance to Complete	Total Project Cost
Land Acquisition									0
Engineering/Design									0
Site Work									0
Construction	138,000	145,000	152,000	160,000	168,000	177,000			940,000
Equipment/Furnishings									0
Other									0
<b>EXPENDITURES</b>									
<b>TOTAL</b>	<b>138,000</b>	<b>145,000</b>	<b>152,000</b>	<b>160,000</b>	<b>168,000</b>	<b>177,000</b>	<b>0</b>	<b>0</b>	<b>940,000</b>
<b>SOURCES OF FUNDING</b>									
Transfer from General Fund	138,000	145,000	152,000	160,000	168,000	177,000			940,000
Reallocated GF Transfer									0
Program Open Space									0
Reallocated Program Open Space									0
<b>PROJECTED OPERATING IMPACTS</b>	<b>0</b>	<b>0</b>	<b>0</b>	<b>0</b>	<b>0</b>	<b>0</b>			

# Freedom Park Pavilion 1 Replacement

Commissioner District: 5

Lexi Biondo, Budget Analyst I (410) 386-2082

Proj #

This project provides planned funding to replace Pavilion 1 at Freedom Park, located on Raincliffe Road in Sykesville.

*Project is contingent on State funding.*

	FY27	FY28	FY29	FY30	FY31	FY32	Prior Allocation	Balance to Complete	Total Project Cost
Land Acquisition									0
Engineering/Design									0
Site Work									0
Construction		378,000							378,000
Equipment/Furnishings									0
Other		32,000							32,000
<b>EXPENDITURES</b>									
<b>TOTAL</b>	<b>0</b>	<b>410,000</b>	<b>0</b>	<b>0</b>	<b>0</b>	<b>0</b>	<b>0</b>	<b>0</b>	<b>410,000</b>
<b>SOURCES OF FUNDING</b>									
Transfer from General Fund		41,000							41,000
Reallocated GF Transfer									0
Program Open Space		369,000							369,000
Reallocated Program Open Space									0
<b>PROJECTED OPERATING IMPACTS</b>	<b>0</b>	<b>0</b>	<b>0</b>	<b>0</b>	<b>0</b>	<b>0</b>			

# Hashawha Raptor Mews Replacements & Improvements

Commissioner District: 1

Lexi Biondo, Budget Analyst I (410) 386-2082

Proj #

This project provides planned funding to replace the Raptor Mews at Hashawha Environmental Center located on John Owings Road in Westminster. The demo of the existing structure, electrical work, site work, and construction are included.

*Project is contingent on State funding.*

	FY27	FY28	FY29	FY30	FY31	FY32	Prior Allocation	Balance to Complete	Total Project Cost
Land Acquisition									0
Engineering/Design									0
Site Work									0
Construction			610,000						610,000
Equipment/Furnishings									0
Other			100,000						100,000
<b>EXPENDITURES</b>									
<b>TOTAL</b>	<b>0</b>	<b>0</b>	<b>710,000</b>	<b>0</b>	<b>0</b>	<b>0</b>	<b>0</b>	<b>0</b>	<b>710,000</b>
<b>SOURCES OF FUNDING</b>									
Transfer from General Fund			71,000						71,000
Reallocated GF Transfer									0
Program Open Space			639,000						639,000
Reallocated Program Open Space									0
<b>PROJECTED OPERATING IMPACTS</b>	<b>0</b>	<b>0</b>	<b>0</b>	<b>0</b>	<b>0</b>	<b>0</b>			

# Park Restoration

Lexi Biondo, Budget Analyst I (410) 386-2082

8232

This project provides ongoing funding for maintenance and renovation projects at County park sites. Listed below are planned projects for FY27:

- Hashawha Auditorium Floor Replacement
- Hashawha Exhibit Hall Floor Replacement
- Hashawha Greenhouse Windows

	FY27	FY28	FY29	FY30	FY31	FY32	Prior Allocation	Balance to Complete	Total Project Cost
Land Acquisition									0
Engineering/Design									0
Site Work									0
Construction	274,000	288,000	302,000	317,000	333,000	350,000			1,864,000
Equipment/Furnishings									0
Other									0
<b>EXPENDITURES</b>									
<b>TOTAL</b>	<b>274,000</b>	<b>288,000</b>	<b>302,000</b>	<b>317,000</b>	<b>333,000</b>	<b>350,000</b>	<b>0</b>	<b>0</b>	<b>1,864,000</b>
<b>SOURCES OF FUNDING</b>									
Transfer from General Fund	238,942	288,000	302,000	317,000	333,000	350,000			1,828,942
Reallocated GF Transfer	35,058								35,058
Program Open Space									0
Reallocated Program Open Space									0
<b>PROJECTED OPERATING IMPACTS</b>	<b>0</b>	<b>0</b>	<b>0</b>	<b>0</b>	<b>0</b>	<b>0</b>			

# Piney Run Boathouse Replacement

Commissioner District: 4

Lexi Biondo, Budget Analyst I (410) 386-2082

9212

This project provides additional funding for replacement of the boathouse and deck at Piney Run Park, located on Martz Road in Sykesville.

*Project is contingent on State funding.*

	FY27	FY28	FY29	FY30	FY31	FY32	Prior Allocation	Balance to Complete	Total Project Cost
Land Acquisition									0
Engineering/Design							91,500		91,500
Site Work									0
Construction	56,000						363,000		419,000
Equipment/Furnishings									0
Other	6,000						34,000		40,000
<b>EXPENDITURES</b>									
<b>TOTAL</b>	<b>62,000</b>	<b>0</b>	<b>0</b>	<b>0</b>	<b>0</b>	<b>0</b>	<b>488,500</b>	<b>0</b>	<b>550,500</b>
<b>SOURCES OF FUNDING</b>									
Transfer from General Fund	6,200						48,900		55,100
Reallocated GF Transfer									0
Program Open Space	55,800						439,600		495,400
Reallocated Program Open Space									0
<b>PROJECTED OPERATING IMPACTS</b>	<b>0</b>	<b>0</b>	<b>0</b>	<b>0</b>	<b>0</b>	<b>0</b>			

# Piney Run Park Outdoor Programming Area Improvements

Commissioner District: 4

Lexi Biondo, Budget Analyst I (410) 386-2082

Proj #

This project provides planned funding for the replacement of the outdoor programming area behind the nature center at Piney Run Park, located on Martz Road in Sykesville. The demo of the existing structure, electrical work, site work, and construction are included. This project also includes removal of the amphitheater to create a centralized programming area.

*Project is contingent on State funding.*

	FY27	FY28	FY29	FY30	FY31	FY32	Prior Allocation	Balance to Complete	Total Project Cost
Land Acquisition									0
Engineering/Design									0
Site Work									0
Construction				220,000	800,000				1,020,000
Equipment/Furnishings									0
Other									0
<b>EXPENDITURES</b>									
<b>TOTAL</b>	<b>0</b>	<b>0</b>	<b>0</b>	<b>220,000</b>	<b>800,000</b>	<b>0</b>	<b>0</b>	<b>0</b>	<b>1,020,000</b>
<b>SOURCES OF FUNDING</b>									
Transfer from General Fund				22,000	80,000				102,000
Reallocated GF Transfer									0
Program Open Space				198,000	720,000				918,000
Reallocated Program Open Space									0
<b>PROJECTED OPERATING IMPACTS</b>	<b>0</b>	<b>0</b>	<b>0</b>	<b>0</b>	<b>0</b>	<b>0</b>			

# Piney Run Park Pavilion 3 Replacement

Commissioner District: 4

Lexi Biondo, Budget Analyst I (410) 386-2082

Proj #

This project provides funding to relocate Pavilion 3 at Piney Run Park, located on Martz Road in Sykesville. The pavilion will be relocated near the upper restrooms and includes electrical work, sidewalk, and concrete work.

*Project is contingent on State funding.*

	FY27	FY28	FY29	FY30	FY31	FY32	Prior Allocation	Balance to Complete	Total Project Cost
Land Acquisition									0
Engineering/Design									0
Site Work									0
Construction	261,000								261,000
Equipment/Furnishings									0
Other	21,000								21,000
<b>EXPENDITURES</b>									
<b>TOTAL</b>	<b>282,000</b>	<b>0</b>	<b>0</b>	<b>0</b>	<b>0</b>	<b>0</b>	<b>0</b>	<b>0</b>	<b>282,000</b>
<b>SOURCES OF FUNDING</b>									
Transfer from General Fund	28,200								28,200
Reallocated GF Transfer									0
Program Open Space	253,800								253,800
Reallocated Program Open Space									0
<b>PROJECTED OPERATING IMPACTS</b>	<b>0</b>	<b>0</b>	<b>0</b>	<b>0</b>	<b>0</b>	<b>0</b>			

# Piney Run Seawall and Launch Replacement

Commissioner District: 4

Lexi Biondo, Budget Analyst I (410) 386-2082

8936

This project provides additional funding to replace the wooden seawall and boat launch, located in Piney Run Park on Martz Road in Sykesville.

*Project is contingent on State funding.*

	FY27	FY28	FY29	FY30	FY31	FY32	Prior Allocation	Balance to Complete	Total Project Cost
Land Acquisition									0
Engineering/Design							17,500		17,500
Site Work									0
Construction	75,000						246,000		321,000
Equipment/Furnishings									0
Other							13,500		13,500
<b>EXPENDITURES</b>									
<b>TOTAL</b>	<b>75,000</b>	<b>0</b>	<b>0</b>	<b>0</b>	<b>0</b>	<b>0</b>	<b>277,000</b>	<b>0</b>	<b>352,000</b>
<b>SOURCES OF FUNDING</b>									
Transfer from General Fund	7,500						27,700		35,200
Reallocated GF Transfer									0
Program Open Space	67,500						249,300		316,800
Reallocated Program Open Space									0
<b>PROJECTED OPERATING IMPACTS</b>	<b>0</b>	<b>0</b>	<b>0</b>	<b>0</b>	<b>0</b>	<b>0</b>			

# Playground Equipment Replacement

Lexi Biondo, Budget Analyst I (410) 386-2082

9925

This project provides planned funding to replace playground equipment at County park sites. The cost includes installation of the playground structure, border, and safety surfacing. Listed below are planned projects in order of replacement:

- Westminster Community Pond
- Double Pipe Creek Park
- Carroll County Sports Complex
- Mayeski Park
- Salt Box Park

*Project is contingent on State funding.*

	FY27	FY28	FY29	FY30	FY31	FY32	Prior Allocation	Balance to Complete	Total Project Cost
Land Acquisition									0
Engineering/Design									0
Site Work									0
Construction		750,000	175,000	350,000		725,000			2,000,000
Equipment/Furnishings									0
Other									0
<b>EXPENDITURES</b>									
<b>TOTAL</b>	<b>0</b>	<b>750,000</b>	<b>175,000</b>	<b>350,000</b>	<b>0</b>	<b>725,000</b>	<b>0</b>	<b>0</b>	<b>2,000,000</b>
<b>SOURCES OF FUNDING</b>									
Transfer from General Fund		75,000	17,500	35,000		72,500			200,000
Reallocated GF Transfer									0
Program Open Space		675,000	157,500	315,000		652,500			1,800,000
Reallocated Program Open Space									0
<b>PROJECTED OPERATING IMPACTS</b>	<b>0</b>	<b>0</b>	<b>0</b>	<b>0</b>	<b>0</b>	<b>0</b>			

# Sports Complex Field Improvements

Commissioner District: 1

Lexi Biondo, Budget Analyst I (410) 386-2082

8988

This project provides additional funding to improve drainage issues and install concrete pads and shade structures for all five ballfields at the Carroll County Sports Complex, located on Route 97, in Westminster. The shade structures consist of removable sail cloth supported by steel posts and cabling.

*Project is contingent on State funding.*

	FY27	FY28	FY29	FY30	FY31	FY32	Prior Allocation	Balance to Complete	Total Project Cost
Land Acquisition							0		0
Engineering/Design	192,000						340,000		532,000
Site Work							0		0
Construction	658,000						1,190,000		1,848,000
Equipment/Furnishings							0		0
Other	360,000						170,000		530,000
<b>EXPENDITURES</b>									
<b>TOTAL</b>	<b>1,210,000</b>	<b>0</b>	<b>0</b>	<b>0</b>	<b>0</b>	<b>0</b>	<b>1,700,000</b>	<b>0</b>	<b>2,910,000</b>
<b>SOURCES OF FUNDING</b>									
Transfer from General Fund	120,700						150,000		270,700
Reallocated GF Transfer							20,000		20,000
Program Open Space	149,710						1,530,000		1,679,710
Reallocated Program Open Space	939,590								939,590
<b>PROJECTED OPERATING IMPACTS</b>	<b>0</b>	<b>0</b>	<b>0</b>	<b>0</b>	<b>0</b>	<b>0</b>			

# Town Fund

Lexi Biondo, Budget Analyst I (410) 386-2082

9736

This project provides ongoing funding to the eight towns within the County as a 5% match to Program Open Space (POS) projects. Every year since the early 1970s, the State has made POS funds available to the towns for development of municipal parks. Up to 90% of the cost of the municipal projects may be reimbursed through POS funding. The County contribution shown below is to cover 5% of the approved municipal projects. The remaining 5%, as well as any cost overruns, are the responsibility of the towns.

	FY27	FY28	FY29	FY30	FY31	FY32	Prior Allocation	Balance to Complete	Total Project Cost
Land Acquisition									0
Engineering/Design									0
Site Work									0
Construction	9,600	9,600	9,600	9,600	9,600	9,600			57,600
Equipment/Furnishings									0
Other									0
<b>EXPENDITURES</b>									
<b>TOTAL</b>	<b>9,600</b>	<b>9,600</b>	<b>9,600</b>	<b>9,600</b>	<b>9,600</b>	<b>9,600</b>	<b>0</b>	<b>0</b>	<b>57,600</b>
<b>SOURCES OF FUNDING</b>									
Transfer from General Fund	9,600	9,600	9,600	9,600	9,600	9,600			57,600
Reallocated GF Transfer									0
Program Open Space									0
Reallocated Program Open Space									0
<b>PROJECTED OPERATING IMPACTS</b>	<b>0</b>	<b>0</b>	<b>0</b>	<b>0</b>	<b>0</b>	<b>0</b>			

# Unallocated Impact Fees

Lexi Biondo, Budget Analyst I (410) 386-2082

9009

This project provides a source of funding for Recreation and Park projects within the six-year capital plan. Funding in FY27 is being transferred back to this project due to the closure of the Cape Horn Field Lighting and Westminster Veteran's Memorial Park projects.

	FY27	FY28	FY29	FY30	FY31	FY32	Prior Allocation	Balance to Complete	Total Project Cost
Land Acquisition									0
Engineering/Design									0
Site Work									0
Construction									0
Equipment/Furnishings									0
Other	110,562								110,562
<b>EXPENDITURES</b>									
<b>TOTAL</b>	<b>110,562</b>	<b>0</b>	<b>0</b>	<b>0</b>	<b>0</b>	<b>0</b>	<b>0</b>	<b>0</b>	<b>110,562</b>
<b>SOURCES OF FUNDING</b>									
Transfer from General Fund									0
Reallocated GF Transfer									0
Impact Fee - Parks									0
Reallocated Impact Fee - Parks	110,562								110,562
<b>PROJECTED OPERATING IMPACTS</b>	<b>0</b>	<b>0</b>	<b>0</b>	<b>0</b>	<b>0</b>	<b>0</b>			



# GENERAL GOVERNMENT



## **Overview of General Government CIP**

The General Government portion of the Community Investment Plan (CIP) addresses capital projects that do not specifically fit in one of the other five categories: Recreation and Parks, Public Works, Public Schools, Conservation and Open Space, and Enterprise Funds. General Government projects are typically related to Public Safety, Carroll Community College, Carroll County Public Library, Sheriff's Office, Board of Elections, Technology Services, Senior Centers, and other County facilities.

Ongoing funding is included for technology improvements for County Government, Carroll Community College, and Carroll County Public Library. Systemic improvements, replacements, and renovations for County facilities, including generators, roofs, HVAC components, and parking lots are included.

Ongoing funding is included for the replacement of self-contained breathing apparatus for volunteer and career firefighters in Carroll County, as well as for regional water supply infrastructure to support firefighting operations.

Ongoing funding is included for Emergency Management and Communications radios. One-time funding is included to purchase equipment for preventative maintenance of the County's radio system.

Funding is included for the State-mandated replacement of Elections pollbooks.

For additional information on General Government projects, please refer to the individual project pages.

COMMUNITY INVESTMENT PLAN FOR FISCAL YEARS 2027 TO 2032

	FY27	FY28	FY29	FY30	FY31	FY32	Prior Allocation	Balance To Complete	Total Project Cost
<b>GENERAL GOVERNMENT</b>									
Carroll Community College Technology	\$0	\$350,000	\$350,000	\$350,000	\$350,000	\$0	\$0	\$0	\$1,400,000
County Building Systemic Renovations	1,750,000	1,890,000	2,041,000	2,204,000	2,380,000	2,570,000	0	0	12,835,000
County Technology	1,584,000	1,663,000	1,746,000	1,833,000	1,925,000	2,021,000	0	0	10,772,000
Detention Center Access System Replacement	50,000	0	0	0	0	0	500,000	0	550,000
Elections Pollbooks and Printers	170,000	0	0	0	0	0	452,000	0	622,000
Emergency Mgmt. and Comm. Dispatch Console Hardware Upgrade	2,900,000	0	0	0	0	0	0	0	2,900,000
Emergency Mgmt. and Comm. Radios	788,000	812,000	836,000	861,000	887,000	940,000	0	0	5,124,000
Emergency Mgmt. and Comm. Radio Management	362,000	140,000	0	0	0	0	0	0	502,000
Fire and EMS Regional Water Supply	125,000	131,000	138,000	145,000	152,000	160,000	0	0	851,000
Fire and EMS Self-Contained Breathing Apparatus Replacement	1,750,000	1,750,000	550,000	577,500	606,400	636,700	0	0	5,870,600
Fleet Lift Replacements	0	195,000	0	0	0	0	0	0	195,000
Generator Replacement	100,000	105,000	110,000	116,000	122,000	128,000	0	0	681,000
HR and Payroll System Replacement	500,000	0	0	0	0	0	0	0	500,000
Library Technology	100,000	100,000	150,000	150,000	150,000	150,000	0	0	800,000
Parking Lot Overlays	500,000	525,000	551,000	579,000	608,000	638,000	0	0	3,401,000
<b>GENERAL GOVERNMENT TOTAL</b>	<b>\$10,679,000</b>	<b>\$7,661,000</b>	<b>\$6,472,000</b>	<b>\$6,815,500</b>	<b>\$7,180,400</b>	<b>\$7,243,700</b>	<b>\$952,000</b>	<b>\$0</b>	<b>\$47,003,600</b>
<b>SOURCES OF FUNDING:</b>									
Transfer from General Fund	\$5,302,436	\$5,340,000	\$4,183,000	\$4,350,500	\$4,526,400	\$4,385,700	\$952,000	\$0	\$29,040,036
Reallocated GF Transfer	3,401,564	0	0	0	0	0	0	0	3,401,564
Bonds	1,468,706	2,321,000	2,289,000	2,465,000	2,654,000	2,858,000	0	0	14,055,706
Reallocated Bonds	506,294	0	0	0	0	0	0	0	506,294
<b>GENERAL GOVERNMENT TOTAL</b>	<b>\$10,679,000</b>	<b>\$7,661,000</b>	<b>\$6,472,000</b>	<b>\$6,815,500</b>	<b>\$7,180,400</b>	<b>\$7,243,700</b>	<b>\$952,000</b>	<b>\$0</b>	<b>\$47,003,600</b>

# Carroll Community College Technology

Commissioner District: 3

Ryan Nowicki, Budget Analyst I (410) 386-2082

9782

This project provides ongoing funding for the systematic replacement of laboratory computers and classroom technology used at Carroll Community College, located in Westminster. Funding is contingent on matching private funds raised by the Carroll Community College Foundation.

	FY27	FY28	FY29	FY30	FY31	FY32	Prior Allocation	Balance to Complete	Total Project Cost
Land Acquisition									0
Engineering/Design									0
Site Work									0
Construction									0
Equipment/Furnishings		350,000	350,000	350,000	350,000				1,400,000
Other									0
<b>EXPENDITURES</b>									
<b>TOTAL</b>	<b>0</b>	<b>350,000</b>	<b>350,000</b>	<b>350,000</b>	<b>350,000</b>	<b>0</b>	<b>0</b>	<b>0</b>	<b>1,400,000</b>
<b>SOURCES OF FUNDING</b>									
Transfer from General Fund		350,000	350,000	350,000	350,000				1,400,000
Reallocated GF Transfer									0
Local Income Tax									0
Reallocated Local Income Tax									0
<b>PROJECTED OPERATING IMPACTS</b>	<b>0</b>	<b>0</b>	<b>0</b>	<b>0</b>	<b>0</b>	<b>0</b>			

# County Building Systemic Renovations

Maria Masturzo, Budget Analyst I (410) 386-2082

9954

This project provides ongoing funding for systemic replacements to County facilities including roofing, heating, ventilation, and air conditioning systems. Listed below are planned projects:

- Courthouse Annex New Roof Section FY27
- Detention Center Water Lines/HVAC Upgrades FY28
- Courthouse Annex Mechanical Room/HVAC Upgrades FY28
- Eldersburg Library Roof FY29
- Mount Airy Library/Senior Center Roof FY29
- Eldersburg Library HVAC Upgrade FY29

	FY27	FY28	FY29	FY30	FY31	FY32	Prior Allocation	Balance to Complete	Total Project Cost
Land Acquisition									0
Engineering/Design									0
Site Work									0
Construction	1,750,000	1,890,000	2,041,000	2,204,000	2,380,000	2,570,000			12,835,000
Equipment/Furnishings									0
Other									0

**EXPENDITURES**

<b>TOTAL</b>	<b>1,750,000</b>	<b>1,890,000</b>	<b>2,041,000</b>	<b>2,204,000</b>	<b>2,380,000</b>	<b>2,570,000</b>	<b>0</b>	<b>0</b>	<b>12,835,000</b>
--------------	------------------	------------------	------------------	------------------	------------------	------------------	----------	----------	-------------------

**SOURCES OF FUNDING**

Transfer from General Fund									0
Reallocated GF Transfer									0
Bonds	1,243,706	1,890,000	2,041,000	2,204,000	2,380,000	2,570,000			12,328,706
Reallocated Bonds	506,294								506,294

**PROJECTED OPERATING IMPACTS**

	0	0	0	0	0	0
--	---	---	---	---	---	---

# County Technology

Allie Fogle, Budget Analyst I (410) 386-2082

9648

This project provides ongoing funding for systematic replacement of County information and communication systems including computers, servers, printers, network infrastructure, security cameras, and door controls. The County replaces user equipment and core IT infrastructure on a cyclical basis.

	FY27	FY28	FY29	FY30	FY31	FY32	Prior Allocation	Balance to Complete	Total Project Cost
Land Acquisition									0
Engineering/Design									0
Site Work									0
Construction	1,584,000	1,663,000	1,746,000	1,833,000	1,925,000	2,021,000			10,772,000
Equipment/Furnishings									0
Other									0
<b>EXPENDITURES</b>									
<b>TOTAL</b>	<b>1,584,000</b>	<b>1,663,000</b>	<b>1,746,000</b>	<b>1,833,000</b>	<b>1,925,000</b>	<b>2,021,000</b>	<b>0</b>	<b>0</b>	<b>10,772,000</b>
<b>SOURCES OF FUNDING</b>									
Transfer from General Fund	1,584,000	1,663,000	1,746,000	1,833,000	1,925,000	2,021,000			10,772,000
Reallocated GF Transfer									0
Bonds									0
Reallocated Bonds									0
<b>PROJECTED OPERATING IMPACTS</b>	<b>0</b>	<b>0</b>	<b>0</b>	<b>0</b>	<b>0</b>	<b>0</b>			

# Detention Center Access System Replacement

Commissioner District: 3

Allie Fogle, Budget Analyst I (410) 386-2082

8850

This project provides additional funding for the replacement of the building access system at the Detention Center. Funding is included for licenses, wiring, cabling, and various IT components.

	FY27	FY28	FY29	FY30	FY31	FY32	Prior Allocation	Balance to Complete	Total Project Cost
Land Acquisition									0
Engineering/Design									0
Site Work									0
Construction									0
Equipment/Furnishings	50,000						500,000		550,000
Other									0
<b>EXPENDITURES</b>									
<b>TOTAL</b>	<b>50,000</b>	<b>0</b>	<b>0</b>	<b>0</b>	<b>0</b>	<b>0</b>	<b>500,000</b>	<b>0</b>	<b>550,000</b>
<b>SOURCES OF FUNDING</b>									
Transfer from General Fund	50,000						500,000		550,000
Reallocated GF Transfer									0
Local Income Tax									0
Reallocated Local Income Tax									0
<b>PROJECTED OPERATING IMPACTS</b>	<b>0</b>	<b>0</b>	<b>0</b>	<b>0</b>	<b>0</b>	<b>0</b>			

# Elections Pollbooks and Printers

Lexi Biondo, Budget Analyst I (410) 386-2082

8817

This project provides additional funding for the State-mandated replacement pollbooks and printers for the Board of Elections.

	FY27	FY28	FY29	FY30	FY31	FY32	Prior Allocation	Balance to Complete	Total Project Cost
Land Acquisition									0
Engineering/Design									0
Site Work									0
Construction									0
Equipment/Furnishings									0
Other	170,000						452,000		622,000
<b>EXPENDITURES</b>									
<b>TOTAL</b>	<b>170,000</b>	<b>0</b>	<b>0</b>	<b>0</b>	<b>0</b>	<b>0</b>	<b>452,000</b>	<b>0</b>	<b>622,000</b>
<b>SOURCES OF FUNDING</b>									
Transfer from General Fund	170,000						452,000		622,000
Reallocated GF Transfer									0
Local Income Tax									0
Reallocated Local Income Tax									0
<b>PROJECTED OPERATING IMPACTS</b>	<b>0</b>	<b>0</b>	<b>0</b>	<b>0</b>	<b>0</b>	<b>0</b>			

# Emergency Mgmt. and Comm. Dispatch Console Hardware Upgrade

Jacob Dellinger, Budget Analyst II (410) 386-2082

9215

This project provides funding to upgrade two servers and the software and hardware of 32 dispatch consoles, specialized workstation designed for Public Safety. This project was adopted in FY26, with initial work planned for FY28. Funding was transferred mid-year through budget resolution to another project with a funding shortage. In FY27, funding is being restored to this project.

	FY27	FY28	FY29	FY30	FY31	FY32	Prior Allocation	Balance to Complete	Total Project Cost
Land Acquisition									0
Engineering/Design									0
Site Work									0
Construction									0
Equipment/Furnishings	2,900,000								2,900,000
Other									0
<b>EXPENDITURES</b>									
<b>TOTAL</b>	<b>2,900,000</b>	<b>0</b>	<b>0</b>	<b>0</b>	<b>0</b>	<b>0</b>	<b>0</b>	<b>0</b>	<b>2,900,000</b>
<b>SOURCES OF FUNDING</b>									
Transfer from General Fund									0
Reallocated GF Transfer	2,900,000								2,900,000
Bonds									0
Reallocated Bonds									0
<b>PROJECTED OPERATING IMPACTS</b>	<b>0</b>	<b>0</b>	<b>0</b>	<b>0</b>	<b>0</b>	<b>0</b>			

# Emergency Mgmt. and Comm. Radios

Jacob Dellinger, Budget Analyst II (410) 386-2082

8819

This project provides ongoing funding for the systematic replacement of mobile and portable radios used by the Sheriff's Office, Fire and Emergency Medical Services, and other government agencies. Additional funding is included in FY32 for replacement of Sheriff and Fire and EMS radios.

	FY27	FY28	FY29	FY30	FY31	FY32	Prior Allocation	Balance to Complete	Total Project Cost
Land Acquisition									0
Engineering/Design									0
Site Work									0
Construction									0
Equipment/Furnishings	788,000	812,000	836,000	861,000	887,000	940,000			5,124,000
Other									0
<b>EXPENDITURES</b>									
<b>TOTAL</b>	<b>788,000</b>	<b>812,000</b>	<b>836,000</b>	<b>861,000</b>	<b>887,000</b>	<b>940,000</b>	<b>0</b>	<b>0</b>	<b>5,124,000</b>
<b>SOURCES OF FUNDING</b>									
Transfer from General Fund	736,436	812,000	836,000	861,000	887,000	940,000			5,072,436
Reallocated GF Transfer	51,564								51,564
Bonds									0
Reallocated Bonds									0
<b>PROJECTED OPERATING IMPACTS</b>	<b>0</b>	<b>0</b>	<b>0</b>	<b>0</b>	<b>0</b>	<b>0</b>			

# Emergency Mgmt. and Comm. Radio Management

Jacob Dellinger, Budget Analyst II (410) 386-2082

Proj #

This project provides funding to purchase preventative maintenance software and hardware for the County's radio system. This project will be phased over FY27 and FY28. FY27 funding is to purchase inventory and programming software and the diagnostic hardware. Funding in FY28 will be used to purchase over-the-air programming software.

*Operating impacts include software maintenance.*

	FY27	FY28	FY29	FY30	FY31	FY32	Prior Allocation	Balance to Complete	Total Project Cost
Land Acquisition									0
Engineering/Design									0
Site Work									0
Construction									0
Equipment/Furnishings	362,000	140,000							502,000
Other									0
<b>EXPENDITURES</b>									
<b>TOTAL</b>	<b>362,000</b>	<b>140,000</b>	<b>0</b>	<b>0</b>	<b>0</b>	<b>0</b>	<b>0</b>	<b>0</b>	<b>502,000</b>
<b>SOURCES OF FUNDING</b>									
Transfer from General Fund	362,000	140,000							502,000
Reallocated GF Transfer									0
Bonds									0
Reallocated Bonds									0
<b>PROJECTED OPERATING IMPACTS</b>	<b>0</b>	<b>19,000</b>	<b>0</b>	<b>0</b>	<b>21,000</b>	<b>0</b>			

# Fire and EMS Regional Water Supply

Ryan Nowicki, Budget Analyst I (410) 386-2082

9022

This project provides ongoing funding for the installation of water tanks and dry hydrants throughout the County. Water tanks provide a 30,000 gallon source of water to support firefighting operations. Dry hydrants use sources, such as streams and ponds, to access water for use in firefighting activities in areas that are otherwise without a readily accessible supply of water.

	FY27	FY28	FY29	FY30	FY31	FY32	Prior Allocation	Balance to Complete	Total Project Cost
Land Acquisition									0
Engineering/Design									0
Site Work									0
Construction	125,000	131,000	138,000	145,000	152,000	160,000			851,000
Equipment/Furnishings									0
Other									0
<b>EXPENDITURES</b>									
<b>TOTAL</b>	<b>125,000</b>	<b>131,000</b>	<b>138,000</b>	<b>145,000</b>	<b>152,000</b>	<b>160,000</b>	<b>0</b>	<b>0</b>	<b>851,000</b>
<b>SOURCES OF FUNDING</b>									
Transfer from General Fund									0
Reallocated GF Transfer									0
Bonds	125,000	131,000	138,000	145,000	152,000	160,000			851,000
Reallocated Bonds									0
<b>PROJECTED OPERATING IMPACTS</b>	<b>0</b>	<b>0</b>	<b>0</b>	<b>0</b>	<b>0</b>	<b>0</b>			

# Fire and EMS Self-Contained Breathing Apparatus Replacement

Ryan Nowicki, Budget Analyst I (410) 386-2082

9594

This project provides ongoing funding for the replacement of Self-Contained Breathing Apparatus (SCBA) for volunteer and career firefighters in Carroll County. Additional funding is included in FY27 and FY28 to replace equipment at the fire stations.

	FY27	FY28	FY29	FY30	FY31	FY32	Prior Allocation	Balance to Complete	Total Project Cost
Land Acquisition									0
Engineering/Design									0
Site Work									0
Construction									0
Equipment/Furnishings	1,750,000	1,750,000	550,000	577,500	606,400	636,700			5,870,600
Other									0
<b>EXPENDITURES</b>									
<b>TOTAL</b>	<b>1,750,000</b>	<b>1,750,000</b>	<b>550,000</b>	<b>577,500</b>	<b>606,400</b>	<b>636,700</b>	<b>0</b>	<b>0</b>	<b>5,870,600</b>
<b>SOURCES OF FUNDING</b>									
Transfer from General Fund	1,750,000	1,750,000	550,000	577,500	606,400	636,700			5,870,600
Reallocated GF Transfer									0
Bonds									0
Reallocated Bonds									0
<b>PROJECTED OPERATING IMPACTS</b>	<b>0</b>	<b>0</b>	<b>0</b>	<b>0</b>	<b>0</b>	<b>0</b>			

# Fleet Lift Replacements

Commissioner District: 3

Ryan Nowicki, Budget Analyst I (410) 386-2082

9956

This project provides ongoing funding to continue the replacement of aging vehicle lifts at the Maintenance Center, located in Westminster. There are four belowground lifts total. Additional lifts are scheduled outside of the six-year plan.

	FY27	FY28	FY29	FY30	FY31	FY32	Prior Allocation	Balance to Complete	Total Project Cost
Land Acquisition									0
Engineering/Design									0
Site Work									0
Construction		195,000							195,000
Equipment/Furnishings									0
Other									0
<b>EXPENDITURES</b>									
<b>TOTAL</b>	<b>0</b>	<b>195,000</b>	<b>0</b>	<b>0</b>	<b>0</b>	<b>0</b>	<b>0</b>	<b>0</b>	<b>195,000</b>
<b>SOURCES OF FUNDING</b>									
Transfer from General Fund									0
Reallocated GF Transfer									0
Bonds		195,000							195,000
Reallocated Bonds									0
<b>PROJECTED OPERATING IMPACTS</b>	<b>0</b>	<b>0</b>	<b>0</b>	<b>0</b>	<b>0</b>	<b>0</b>			

# Generator Replacement

Maria Masturzo, Budget Analyst I (410) 386-2082

8778

This project provides ongoing funding to replace aging generators at County facilities. This project accumulates funding to accomplish planned generator replacements outside of the six-year plan. Listed below are planned projects:

- County Office Building FY27
- Springfield Tower Site FY28
- Lineboro Tower Site FY29

	FY27	FY28	FY29	FY30	FY31	FY32	Prior Allocation	Balance to Complete	Total Project Cost
Land Acquisition									0
Engineering/Design									0
Site Work									0
Construction	100,000	105,000	110,000	116,000	122,000	128,000			681,000
Equipment/Furnishings									0
Other									0
<b>EXPENDITURES</b>									
<b>TOTAL</b>	<b>100,000</b>	<b>105,000</b>	<b>110,000</b>	<b>116,000</b>	<b>122,000</b>	<b>128,000</b>	<b>0</b>	<b>0</b>	<b>681,000</b>
<b>SOURCES OF FUNDING</b>									
Transfer from General Fund									0
Reallocated GF Transfer									0
Bonds	100,000	105,000	110,000	116,000	122,000	128,000			681,000
Reallocated Bonds									0
<b>PROJECTED OPERATING IMPACTS</b>	<b>0</b>	<b>0</b>	<b>0</b>	<b>0</b>	<b>0</b>	<b>0</b>			

# HR and Payroll System Replacement

Allie Fogle, Budget Analyst I (410) 386-2082

Proj #

This project provides funding for conversion of the Payroll and Human Resources System to an upgraded platform. Previously, the system conversion was part of another project with funding allocated in FY26 for this purpose. That funding is being reallocated to this standalone project in FY27, along with additional funds to cover increased costs.

*Operating impacts include software maintenance.*

	FY27	FY28	FY29	FY30	FY31	FY32	Prior Allocation	Balance to Complete	Total Project Cost
Land Acquisition									0
Engineering/Design									0
Site Work									0
Construction									0
Equipment/Furnishings									0
Other	500,000								500,000
<b>EXPENDITURES</b>									
<b>TOTAL</b>	<b>500,000</b>	<b>0</b>	<b>0</b>	<b>0</b>	<b>0</b>	<b>0</b>	<b>0</b>	<b>0</b>	<b>500,000</b>
<b>SOURCES OF FUNDING</b>									
Transfer from General Fund	50,000								50,000
Reallocated GF Transfer	450,000								450,000
Local Income Tax									0
Reallocated Local Income Tax									0
<b>PROJECTED OPERATING IMPACTS</b>	<b>0</b>	<b>164,000</b>	<b>164,000</b>	<b>164,000</b>	<b>185,000</b>	<b>185,000</b>			

# Library Technology

Allie Fogle, Budget Analyst I (410) 386-2082

9822

This project provides ongoing funding for the systematic replacement of computer equipment, network devices, and printers across the Carroll County Public Library system.

	FY27	FY28	FY29	FY30	FY31	FY32	Prior Allocation	Balance to Complete	Total Project Cost
Land Acquisition									0
Engineering/Design									0
Site Work									0
Construction									0
Equipment/Furnishings	100,000	100,000	150,000	150,000	150,000	150,000			800,000
Other									0
<b>EXPENDITURES</b>									
<b>TOTAL</b>	<b>100,000</b>	<b>100,000</b>	<b>150,000</b>	<b>150,000</b>	<b>150,000</b>	<b>150,000</b>	<b>0</b>	<b>0</b>	<b>800,000</b>
<b>SOURCES OF FUNDING</b>									
Transfer from General Fund	100,000	100,000	150,000	150,000	150,000	150,000			800,000
Reallocated GF Transfer									0
Bonds									0
Reallocated Bonds									0
<b>PROJECTED OPERATING IMPACTS</b>	<b>0</b>	<b>0</b>	<b>0</b>	<b>0</b>	<b>0</b>	<b>0</b>			

# Parking Lot Overlays

Maria Masturzo, Budget Analyst I (410) 386-2082

9921

This project provides ongoing funding to overlay parking lots at County facilities. Listed below are planned projects:

- Cape Horn Park FY27
- Eldersburg Library FY27
- Robert Moton Center/Health Department FY28
- Farm Museum Main Lot FY29
- Public Safety Training Center FY29
- North Carroll Library FY29
- Freedom Park FY30
- Mayeski Park FY31
- Taneytown Senior Center FY32

	FY27	FY28	FY29	FY30	FY31	FY32	Prior Allocation	Balance to Complete	Total Project Cost
Land Acquisition									0
Engineering/Design									0
Site Work									0
Construction	500,000	525,000	551,000	579,000	608,000	638,000			3,401,000
Equipment/Furnishings									0
Other									0

**EXPENDITURES**

<b>TOTAL</b>	<b>500,000</b>	<b>525,000</b>	<b>551,000</b>	<b>579,000</b>	<b>608,000</b>	<b>638,000</b>	<b>0</b>	<b>0</b>	<b>3,401,000</b>
--------------	----------------	----------------	----------------	----------------	----------------	----------------	----------	----------	------------------

**SOURCES OF FUNDING**

Transfer from General Fund	500,000	525,000	551,000	579,000	608,000	638,000			3,401,000
Reallocated GF Transfer									0
Local Income Tax									0
Reallocated Local Income Tax									0

**PROJECTED OPERATING IMPACTS**

	0	0	0	0	0	0			
--	---	---	---	---	---	---	--	--	--



# ENTERPRISE FUNDS



## Overview of Enterprise Funds CIP

Enterprise Funds are used to account for operations that are funded and operated in a manner similar to private businesses. Carroll County has six enterprise funds: Carroll County Regional Airport, Fiber Network, Hap Baker Firearms Facility, Septage, Solid Waste, and Utilities (Water and Sewer). There are no projects for the Firearms Facility or Solid Waste.

### Airport

Funding is included for grounds and maintenance equipment at the Carroll County Regional Airport.

### Fiber Network

The Fiber Network CIP includes funding for Carroll County Public Network (CCPN) equipment replacement.

### Septage

Funding is included for the Westminster Septage Facility Improvements project.

### Utilities

The Bureau of Utilities operates Freedom Sewer, Freedom Water, Hampstead Sewer, and several small water and sewer systems. Projects can generally be divided into those intended to improve the existing system, such as rehabilitation projects to reduce inflow and infiltration, and those intended to provide for increased demand. Included is funding for rehabilitation and/or replacement of sewer and water lines, valves, tanks, and meters. Funding is included for the rehabilitation of five pump stations and expansion of two pump stations.

For additional information on these or other Enterprise Fund projects, please refer to the individual project pages.

COMMUNITY INVESTMENT PLAN FOR FISCAL YEARS 2027 TO 2032

	FY27	FY28	FY29	FY30	FY31	FY32	Prior Allocation	Balance To Complete	Total Project Cost
<b>AIRPORT ENTERPRISE FUND</b>									
Grounds and Maintenance Equipment	\$36,000	\$36,000	\$36,000	\$36,000	\$36,000	\$36,000	\$0	\$0	\$216,000
<b>AIRPORT ENTERPRISE FUND TOTAL</b>	<b>\$36,000</b>	<b>\$36,000</b>	<b>\$36,000</b>	<b>\$36,000</b>	<b>\$36,000</b>	<b>\$36,000</b>	<b>\$0</b>	<b>\$0</b>	<b>\$216,000</b>
SOURCES OF FUNDING:									
Transfer from General Fund	\$16,000	\$16,000	\$16,000	\$16,000	\$16,000	\$16,000	\$0	\$0	\$96,000
Federal Aviation Administration	20,000	20,000	20,000	20,000	20,000	20,000	0	0	120,000
<b>AIRPORT ENTERPRISE FUND TOTAL</b>	<b>\$36,000</b>	<b>\$36,000</b>	<b>\$36,000</b>	<b>\$36,000</b>	<b>\$36,000</b>	<b>\$36,000</b>	<b>\$0</b>	<b>\$0</b>	<b>\$216,000</b>

COMMUNITY INVESTMENT PLAN FOR FISCAL YEARS 2027 TO 2032

	FY27	FY28	FY29	FY30	FY31	FY32	Prior Allocation	Balance To Complete	Total Project Cost
<b>FIBER NETWORK ENTERPRISE FUND</b>									
CCPN Equipment Replacement	\$354,000	\$372,000	\$391,000	\$411,000	\$432,000	\$454,000	\$0	\$0	\$2,414,000
<b>FIBER NETWORK ENTERPRISE FUND TOTAL</b>	<b>\$354,000</b>	<b>\$372,000</b>	<b>\$391,000</b>	<b>\$411,000</b>	<b>\$432,000</b>	<b>\$454,000</b>	<b>\$0</b>	<b>\$0</b>	<b>\$2,414,000</b>
SOURCES OF FUNDING:									
Transfer from General Fund	\$354,000	\$372,000	\$391,000	\$411,000	\$432,000	\$454,000	\$0	\$0	\$2,414,000
<b>FIBER NETWORK ENTERPRISE FUND TOTAL</b>	<b>\$354,000</b>	<b>\$372,000</b>	<b>\$391,000</b>	<b>\$411,000</b>	<b>\$432,000</b>	<b>\$454,000</b>	<b>\$0</b>	<b>\$0</b>	<b>\$2,414,000</b>

COMMUNITY INVESTMENT PLAN FOR FISCAL YEARS 2027 TO 2032

	FY27	FY28	FY29	FY30	FY31	FY32	Prior Allocation	Balance To Complete	Total Project Cost
<b>SEPTAGE ENTERPRISE FUND</b>									
Westminster Septage Facility Improvements	\$100,000	\$0	\$0	\$0	\$0	\$0	\$5,800,000	\$0	\$5,900,000
<b>SEPTAGE ENTERPRISE FUND TOTAL</b>	<b>\$100,000</b>	<b>\$0</b>	<b>\$0</b>	<b>\$0</b>	<b>\$0</b>	<b>\$0</b>	<b>\$5,800,000</b>	<b>\$0</b>	<b>\$5,900,000</b>
SOURCES OF FUNDING:									
Bonds	\$0	\$0	\$0	\$0	\$0	\$0	\$2,200,773	\$0	\$2,200,773
Enterprise Fund - Septage	100,000	0	0	0	0	0	3,599,227	0	3,699,227
<b>SEPTAGE ENTERPRISE FUND TOTAL</b>	<b>\$100,000</b>	<b>\$0</b>	<b>\$0</b>	<b>\$0</b>	<b>\$0</b>	<b>\$0</b>	<b>\$5,800,000</b>	<b>\$0</b>	<b>\$5,900,000</b>

COMMUNITY INVESTMENT PLAN FOR FISCAL YEARS 2027 TO 2032

	FY27	FY28	FY29	FY30	FY31	FY32	Prior Allocation	Balance To Complete	Total Project Cost
<b>UTILITIES ENTERPRISE FUND</b>									
County Sewer Line Rehabilitation and Replacement	\$556,000	\$583,000	\$612,000	\$642,000	\$674,000	\$655,000	\$2,429,000	\$0	\$6,151,000
County Water Line Rehabilitation and Replacement	500,000	650,000	800,000	950,000	1,100,000	1,250,000	4,133,000	0	9,383,000
Edgewood Pump Station Rehabilitation	150,000	0	2,050,000	0	0	0	0	0	2,200,000
Francis Scott Key Pump Station Rehabilitation	296,099	1,203,901	0	0	0	0	0	0	1,500,000
Freedom Water Treatment Plant Equipment Replacement	150,000	158,000	166,000	174,000	183,000	192,000	1,238,490	0	2,261,490
Freedom Water Treatment Plant Membrane Replacement	190,000	190,000	190,000	190,000	190,000	190,000	2,523,250	0	3,663,250
Hampstead WWTP Equipment Replacement	100,000	100,000	100,000	120,000	120,000	130,000	0	0	670,000
PFAS Sewer Remediation	100,000	150,000	200,000	250,000	300,000	350,000	0	0	1,350,000
PFAS Water Remediation	100,000	150,000	200,000	250,000	300,000	350,000	0	0	1,350,000
Pump Station Equipment Replacement	125,000	150,000	175,000	200,000	225,000	250,000	1,006,695	0	2,131,695
Pump Station Rehabilitations	0	0	315,000	6,300,000	174,000	1,102,500	0	0	7,891,500
Shiloh Pump Station Expansion	0	5,600,000	0	0	0	0	898,000	0	6,498,000
Snowdens Run Pump Station Wet Well	675,000	0	0	0	0	0	150,000	0	825,000
Sykesville Pump Station Expansion	1,700,000	0	0	0	0	0	2,400,000	0	4,100,000
Tank Inspection and Rehabilitation	318,000	334,000	351,000	150,000	158,000	165,000	5,495,031	0	6,971,031
Water Main Valve Replacement and Rehabilitation	205,000	211,000	217,000	224,000	231,000	238,000	3,726,700	0	5,052,700
Water Meters	150,000	244,000	347,000	460,000	583,000	717,000	9,447,660	0	11,948,660
Water Service Line Replacement	225,000	240,000	250,000	260,000	270,000	280,000	3,347,200	0	4,872,200
<b>UTILITIES ENTERPRISE FUND TOTAL</b>	<b>\$5,540,099</b>	<b>\$9,963,901</b>	<b>\$5,973,000</b>	<b>\$10,170,000</b>	<b>\$4,508,000</b>	<b>\$5,869,500</b>	<b>\$36,795,026</b>	<b>\$0</b>	<b>\$78,819,526</b>
<b>SOURCES OF FUNDING:</b>									
Transfer from General Fund	\$0	\$463,901	\$0	\$0	\$0	\$0	\$0	\$0	\$463,901
Reallocated GF Transfer	296,099	740,000	0	0	0	0	0	0	1,036,099
Utilities Water Maintenance Fee	468,000	492,000	517,000	324,000	341,000	357,000	8,077,074	0	10,576,074
Utilities Sewer User Fees	1,481,000	6,333,000	3,177,000	7,192,000	1,148,000	2,107,500	6,536,651	0	27,975,151
Reallocated Utilities Sewer User Fees	1,700,000	0	0	0	0	0	811,587	0	2,511,587
Utilities Water User Fees	1,370,000	1,685,000	2,004,000	2,334,000	2,674,000	3,025,000	19,718,980	0	32,810,980
Reallocated Utilities Water User Fees	0	0	0	0	0	0	353,093	0	353,093
Area Connection Charges	0	0	0	0	0	0	108,622	0	108,622
Reallocated Area Connection Charges	0	0	0	0	0	0	181,793	0	181,793
Utilities Sewer Maintenance Fee	225,000	250,000	275,000	320,000	345,000	380,000	1,006,695	0	2,801,695
Other Miscellaneous Revenue	0	0	0	0	0	0	531	0	531
<b>UTILITIES ENTERPRISE FUND TOTAL</b>	<b>\$5,540,099</b>	<b>\$9,963,901</b>	<b>\$5,973,000</b>	<b>\$10,170,000</b>	<b>\$4,508,000</b>	<b>\$5,869,500</b>	<b>\$36,795,026</b>	<b>\$0</b>	<b>\$78,819,526</b>

**Community Investment Plan - Enterprise Fund Schedule of Reappropriations**  
**Fiscal Year 2027**

Reappropriations are a transfer of funds. They may occur when there are unspent budgeted funds from a completed or cancelled project, or when there is an unallocated project that holds funds for future use.

**Enterprise Funds**

From	Project To	Source/Amount		
		Local	Bonds	Other
6469 Winfield Pump Station Rehabilitation	Francis Scott Key Pump Station Rehabilitation	\$196,099.43		
6467 Kabik Court Water Tank	Francis Scott Key Pump Station Rehabilitation	100,000.00		
6470 Hampstead Sludge Press	6460 Sykesville Pump Station Expansion	1,700,000.00		
<b>Total</b>		<b>\$1,996,099.43</b>	<b>\$0.00</b>	<b>\$0.00</b>

AIRPORT  
ENTERPRISE FUND



COMMUNITY INVESTMENT PLAN FOR FISCAL YEARS 2027 TO 2032

	FY27	FY28	FY29	FY30	FY31	FY32	Prior Allocation	Balance To Complete	Total Project Cost
<b>AIRPORT ENTERPRISE FUND</b>									
Grounds and Maintenance Equipment	\$36,000	\$36,000	\$36,000	\$36,000	\$36,000	\$36,000	\$0	\$0	\$216,000
<b>AIRPORT ENTERPRISE FUND TOTAL</b>	<b>\$36,000</b>	<b>\$36,000</b>	<b>\$36,000</b>	<b>\$36,000</b>	<b>\$36,000</b>	<b>\$36,000</b>	<b>\$0</b>	<b>\$0</b>	<b>\$216,000</b>
SOURCES OF FUNDING:									
Transfer from General Fund	\$16,000	\$16,000	\$16,000	\$16,000	\$16,000	\$16,000	\$0	\$0	\$96,000
Federal Aviation Administration	20,000	20,000	20,000	20,000	20,000	20,000	0	0	120,000
<b>AIRPORT ENTERPRISE FUND TOTAL</b>	<b>\$36,000</b>	<b>\$36,000</b>	<b>\$36,000</b>	<b>\$36,000</b>	<b>\$36,000</b>	<b>\$36,000</b>	<b>\$0</b>	<b>\$0</b>	<b>\$216,000</b>

# Grounds and Maintenance Equipment

Commissioner District: 3

Jacob Dellinger, Budget Analyst II (410) 386-2082

6818

This project provides ongoing funding for grounds and maintenance equipment at the Carroll County Regional Airport, located off Route 97 in Westminster. The Federal Aviation Administration (FAA) has approved County use of rental revenues collected from the properties that were jointly purchased by the Airport and the FAA.

	FY27	FY28	FY29	FY30	FY31	FY32	Prior Allocation	Balance to Complete	Total Project Cost
Land Acquisition									0
Engineering/Design									0
Site Work									0
Construction									0
Equipment/Furnishings	36,000	36,000	36,000	36,000	36,000	36,000			216,000
Other									0
<b>EXPENDITURES</b>									
<b>TOTAL</b>	<b>36,000</b>	<b>36,000</b>	<b>36,000</b>	<b>36,000</b>	<b>36,000</b>	<b>36,000</b>	<b>0</b>	<b>0</b>	<b>216,000</b>
<b>SOURCES OF FUNDING</b>									
Transfer from General Fund	16,000	16,000	16,000	16,000	16,000	16,000			96,000
Reallocated GF Transfer									0
Bonds									0
Federal Aviation Administration	20,000	20,000	20,000	20,000	20,000	20,000			120,000
<b>PROJECTED OPERATING IMPACTS</b>	<b>0</b>	<b>0</b>	<b>0</b>	<b>0</b>	<b>0</b>	<b>0</b>			

FIBER NETWORK  
ENTERPRISE FUND



COMMUNITY INVESTMENT PLAN FOR FISCAL YEARS 2027 TO 2032

	FY27	FY28	FY29	FY30	FY31	FY32	Prior Allocation	Balance To Complete	Total Project Cost
<b>FIBER NETWORK ENTERPRISE FUND</b>									
CCPN Equipment Replacement	\$354,000	\$372,000	\$391,000	\$411,000	\$432,000	\$454,000	\$0	\$0	\$2,414,000
<b>FIBER NETWORK ENTERPRISE FUND TOTAL</b>	<b>\$354,000</b>	<b>\$372,000</b>	<b>\$391,000</b>	<b>\$411,000</b>	<b>\$432,000</b>	<b>\$454,000</b>	<b>\$0</b>	<b>\$0</b>	<b>\$2,414,000</b>
SOURCES OF FUNDING:									
Transfer from General Fund	\$354,000	\$372,000	\$391,000	\$411,000	\$432,000	\$454,000	\$0	\$0	\$2,414,000
<b>FIBER NETWORK ENTERPRISE FUND TOTAL</b>	<b>\$354,000</b>	<b>\$372,000</b>	<b>\$391,000</b>	<b>\$411,000</b>	<b>\$432,000</b>	<b>\$454,000</b>	<b>\$0</b>	<b>\$0</b>	<b>\$2,414,000</b>

# CCPN Equipment Replacement

Allie Fogle, Budget Analyst I (410) 386-2082

6606

This project provides ongoing funding for the replacement of equipment installed for the Carroll County Public Network (CCPN).

	FY27	FY28	FY29	FY30	FY31	FY32	Prior Allocation	Balance to Complete	Total Project Cost
Land Acquisition									0
Engineering/Design									0
Site Work									0
Construction									0
Equipment/Furnishings	354,000	372,000	391,000	411,000	432,000	454,000			2,414,000
Other									0
<b>EXPENDITURES</b>									
<b>TOTAL</b>	<b>354,000</b>	<b>372,000</b>	<b>391,000</b>	<b>411,000</b>	<b>432,000</b>	<b>454,000</b>	<b>0</b>	<b>0</b>	<b>2,414,000</b>
<b>SOURCES OF FUNDING</b>									
Transfer from General Fund	354,000	372,000	391,000	411,000	432,000	454,000			2,414,000
Reallocated GF Transfer									0
Bonds									0
Reallocated Bonds									0
<b>PROJECTED OPERATING IMPACTS</b>	<b>0</b>	<b>0</b>	<b>0</b>	<b>0</b>	<b>0</b>	<b>0</b>			

SEPTAGE  
ENTERPRISE FUND



COMMUNITY INVESTMENT PLAN FOR FISCAL YEARS 2027 TO 2032

	FY27	FY28	FY29	FY30	FY31	FY32	Prior Allocation	Balance To Complete	Total Project Cost
<b>SEPTAGE ENTERPRISE FUND</b>									
Westminster Septage Facility Improvements	\$100,000	\$0	\$0	\$0	\$0	\$0	\$5,800,000	\$0	\$5,900,000
<b>SEPTAGE ENTERPRISE FUND TOTAL</b>	<b>\$100,000</b>	<b>\$0</b>	<b>\$0</b>	<b>\$0</b>	<b>\$0</b>	<b>\$0</b>	<b>\$5,800,000</b>	<b>\$0</b>	<b>\$5,900,000</b>
SOURCES OF FUNDING:									
Bonds	\$0	\$0	\$0	\$0	\$0	\$0	\$2,200,773	\$0	\$2,200,773
Enterprise Fund - Septage	100,000	0	0	0	0	0	3,599,227	0	3,699,227
<b>SEPTAGE ENTERPRISE FUND TOTAL</b>	<b>\$100,000</b>	<b>\$0</b>	<b>\$0</b>	<b>\$0</b>	<b>\$0</b>	<b>\$0</b>	<b>\$5,800,000</b>	<b>\$0</b>	<b>\$5,900,000</b>

# Westminster Septage Facility Improvements

Commissioner District: 3

Lydia Rivera, Budget Analyst I (410) 386-2082

6704

This project provides funding for improvements at the Septage Facility to coincide with the City of Westminster's Wastewater Treatment Plant Enhanced Nutrient Removal and Bio-Solids Upgrade. The Bio-Solids Upgrade requires installation of a sludge press and pumping station. Also included is replacement of the screen, installation of a grit removal system, and electrical upgrades.

	FY27	FY28	FY29	FY30	FY31	FY32	Prior Allocation	Balance to Complete	Total Project Cost
Land Acquisition							305,000		305,000
Engineering/Design									0
Site Work							4,995,000		4,995,000
Construction	100,000								100,000
Equipment/Furnishings									0
Other							500,000		500,000
<b>EXPENDITURES</b>									
<b>TOTAL</b>	<b>100,000</b>	<b>0</b>	<b>0</b>	<b>0</b>	<b>0</b>	<b>0</b>	<b>5,800,000</b>	<b>0</b>	<b>5,900,000</b>
<b>SOURCES OF FUNDING</b>									
Transfer from General Fund									0
Bonds							2,200,773		2,200,773
Reallocated Bonds									0
Enterprise Fund - Septage	100,000						3,599,227		3,699,227
<b>PROJECTED OPERATING IMPACTS</b>	<b>0</b>	<b>0</b>	<b>0</b>	<b>0</b>	<b>0</b>	<b>0</b>			

UTILITIES  
ENTERPRISE FUND



COMMUNITY INVESTMENT PLAN FOR FISCAL YEARS 2027 TO 2032

	FY27	FY28	FY29	FY30	FY31	FY32	Prior Allocation	Balance To Complete	Total Project Cost
<b>UTILITIES ENTERPRISE FUND</b>									
County Sewer Line Rehabilitation and Replacement	\$556,000	\$583,000	\$612,000	\$642,000	\$674,000	\$655,000	\$2,429,000	\$0	\$6,151,000
County Water Line Rehabilitation and Replacement	500,000	650,000	800,000	950,000	1,100,000	1,250,000	4,133,000	0	9,383,000
Edgewood Pump Station Rehabilitation	150,000	0	2,050,000	0	0	0	0	0	2,200,000
Francis Scott Key Pump Station Rehabilitation	296,099	1,203,901	0	0	0	0	0	0	1,500,000
Freedom Water Treatment Plant Equipment Replacement	150,000	158,000	166,000	174,000	183,000	192,000	1,238,490	0	2,261,490
Freedom Water Treatment Plant Membrane Replacement	190,000	190,000	190,000	190,000	190,000	190,000	2,523,250	0	3,663,250
Hampstead WWTP Equipment Replacement	100,000	100,000	100,000	120,000	120,000	130,000	0	0	670,000
PFAS Sewer Remediation	100,000	150,000	200,000	250,000	300,000	350,000	0	0	1,350,000
PFAS Water Remediation	100,000	150,000	200,000	250,000	300,000	350,000	0	0	1,350,000
Pump Station Equipment Replacement	125,000	150,000	175,000	200,000	225,000	250,000	1,006,695	0	2,131,695
Pump Station Rehabilitations	0	0	315,000	6,300,000	174,000	1,102,500	0	0	7,891,500
Shiloh Pump Station Expansion	0	5,600,000	0	0	0	0	898,000	0	6,498,000
Snowdens Run Pump Station Wet Well	675,000	0	0	0	0	0	150,000	0	825,000
Sykesville Pump Station Expansion	1,700,000	0	0	0	0	0	2,400,000	0	4,100,000
Tank Inspection and Rehabilitation	318,000	334,000	351,000	150,000	158,000	165,000	5,495,031	0	6,971,031
Water Main Valve Replacement and Rehabilitation	205,000	211,000	217,000	224,000	231,000	238,000	3,726,700	0	5,052,700
Water Meters	150,000	244,000	347,000	460,000	583,000	717,000	9,447,660	0	11,948,660
Water Service Line Replacement	225,000	240,000	250,000	260,000	270,000	280,000	3,347,200	0	4,872,200
<b>UTILITIES ENTERPRISE FUND TOTAL</b>	<b>\$5,540,099</b>	<b>\$9,963,901</b>	<b>\$5,973,000</b>	<b>\$10,170,000</b>	<b>\$4,508,000</b>	<b>\$5,869,500</b>	<b>\$36,795,026</b>	<b>\$0</b>	<b>\$78,819,526</b>
<b>SOURCES OF FUNDING:</b>									
Transfer from General Fund	\$0	\$463,901	\$0	\$0	\$0	\$0	\$0	\$0	\$463,901
Reallocated GF Transfer	296,099	740,000	0	0	0	0	0	0	1,036,099
Utilities Water Maintenance Fee	468,000	492,000	517,000	324,000	341,000	357,000	8,077,074	0	10,576,074
Utilities Sewer User Fees	1,481,000	6,333,000	3,177,000	7,192,000	1,148,000	2,107,500	6,536,651	0	27,975,151
Reallocated Utilities Sewer User Fees	1,700,000	0	0	0	0	0	811,587	0	2,511,587
Utilities Water User Fees	1,370,000	1,685,000	2,004,000	2,334,000	2,674,000	3,025,000	19,718,980	0	32,810,980
Reallocated Utilities Water User Fees	0	0	0	0	0	0	353,093	0	353,093
Area Connection Charges	0	0	0	0	0	0	108,622	0	108,622
Reallocated Area Connection Charges	0	0	0	0	0	0	181,793	0	181,793
Utilities Sewer Maintenance Fee	225,000	250,000	275,000	320,000	345,000	380,000	1,006,695	0	2,801,695
Other Miscellaneous Revenue	0	0	0	0	0	0	531	0	531
<b>UTILITIES ENTERPRISE FUND TOTAL</b>	<b>\$5,540,099</b>	<b>\$9,963,901</b>	<b>\$5,973,000</b>	<b>\$10,170,000</b>	<b>\$4,508,000</b>	<b>\$5,869,500</b>	<b>\$36,795,026</b>	<b>\$0</b>	<b>\$78,819,526</b>

# County Sewer Line Rehabilitation and Replacement

Lydia Rivera, Budget Analyst I (410) 386-2082

6461

This project provides ongoing funding for the rehabilitation, repair, or replacement of aging sewer lines in the Freedom, Hampstead, and Pleasant Valley Service Areas.

	FY27	FY28	FY29	FY30	FY31	FY32	Prior Allocation	Balance to Complete	Total Project Cost
Land Acquisition									0
Engineering/Design	50,000		50,000		50,000				150,000
Site Work									0
Construction	469,000	534,000	521,000	589,000	578,000	607,000	2,222,000		5,520,000
Equipment/Furnishings									0
Other	37,000	49,000	41,000	53,000	46,000	48,000	207,000		481,000
<b>EXPENDITURES</b>									
<b>TOTAL</b>	<b>556,000</b>	<b>583,000</b>	<b>612,000</b>	<b>642,000</b>	<b>674,000</b>	<b>655,000</b>	<b>2,429,000</b>	<b>0</b>	<b>6,151,000</b>
<b>SOURCES OF FUNDING</b>									
Utilities Sewer User Fees	556,000	583,000	612,000	642,000	674,000	655,000	1,809,444		5,531,444
Reallocated Utilities Sewer User Fees							619,556		619,556
Utilities Sewer Maintenance Fee									0
Reallocated Sewer Utilities Maintenance Fees									0
<b>PROJECTED OPERATING IMPACTS</b>	<b>0</b>	<b>0</b>	<b>0</b>	<b>0</b>	<b>0</b>	<b>0</b>			

# County Water Line Rehabilitation and Replacement

Lydia Rivera, Budget Analyst I (410) 386-2082

6456

This project provides ongoing funding for the rehabilitation, repair, or replacement of aging water lines in the Freedom, Bark Hill, and Pleasant Valley Service Areas.

	FY27	FY28	FY29	FY30	FY31	FY32	Prior Allocation	Balance to Complete	Total Project Cost
Land Acquisition									0
Engineering/Design							861,000		861,000
Site Work									0
Construction	500,000	650,000	800,000	950,000	1,100,000	1,250,000	2,845,000		8,095,000
Equipment/Furnishings									0
Other							427,000		427,000
<b>EXPENDITURES</b>									
<b>TOTAL</b>	<b>500,000</b>	<b>650,000</b>	<b>800,000</b>	<b>950,000</b>	<b>1,100,000</b>	<b>1,250,000</b>	<b>4,133,000</b>	<b>0</b>	<b>9,383,000</b>
<b>SOURCES OF FUNDING</b>									
Utilities Water Maintenance Fee									0
Reallocated Water Utilities Maintenance Fees									0
Utilities Water User Fees	500,000	650,000	800,000	950,000	1,100,000	1,250,000	4,133,000		9,383,000
Reallocated Utilities Water User Fees									0
<b>PROJECTED OPERATING IMPACTS</b>	<b>0</b>	<b>0</b>	<b>0</b>	<b>0</b>	<b>0</b>	<b>0</b>			

# Edgewood Pump Station Rehabilitation

Commissioner District: 5

Lydia Rivera, Budget Analyst I (410) 386-2082

Proj #

This project provides funding for rehabilitation of the Edgewood Pump Station, located in Eldersburg. Included are replacement pumps, controls, roof, generator, electrical, HVAC systems, fencing, and paving repairs.

	FY27	FY28	FY29	FY30	FY31	FY32	Prior Allocation	Balance to Complete	Total Project Cost
Land Acquisition									0
Engineering/Design	150,000								150,000
Site Work									0
Construction			2,050,000						2,050,000
Equipment/Furnishings									0
Other									0
<b>EXPENDITURES</b>									
<b>TOTAL</b>	<b>150,000</b>	<b>0</b>	<b>2,050,000</b>	<b>0</b>	<b>0</b>	<b>0</b>	<b>0</b>	<b>0</b>	<b>2,200,000</b>
<b>SOURCES OF FUNDING</b>									
Utilities Sewer User Fees	150,000		2,050,000						2,200,000
Reallocated Utilities Sewer User Fees									0
Utilities Sewer Maintenance Fee									0
Reallocated Sewer Utilities Maintenance Fees									0
<b>PROJECTED OPERATING IMPACTS</b>	<b>0</b>	<b>0</b>	<b>0</b>	<b>0</b>	<b>0</b>	<b>0</b>			

# Francis Scott Key Pump Station Rehabilitation

Commissioner District: 1

Lydia Rivera, Budget Analyst I (410) 386-2082

Proj #

This project provides funding for rehabilitation of the Francis Scott Key (FSK) Pump Station, located in Union Bridge. Wastewater from the FSK pump station discharges into the sewer line that runs approximately 3 miles from the school to the Town of Union Bridge wastewater treatment plant for processing. The facility, while it serves the school system, is operated and maintained by Utilities. Included are replacement pumps, controls, roof, generator, and paving repairs.

	FY27	FY28	FY29	FY30	FY31	FY32	Prior Allocation	Balance to Complete	Total Project Cost
Land Acquisition									0
Engineering/Design	150,000								150,000
Site Work									0
Construction	146,099	1,203,901							1,350,000
Equipment/Furnishings									0
Other									0
<b>EXPENDITURES</b>									
<b>TOTAL</b>	<b>296,099</b>	<b>1,203,901</b>	<b>0</b>	<b>0</b>	<b>0</b>	<b>0</b>	<b>0</b>	<b>0</b>	<b>1,500,000</b>
<b>SOURCES OF FUNDING</b>									
Transfer from General Fund		463,901							463,901
Reallocated GF Transfer	296,099.43	740,000							1,036,099
Bonds									0
Reallocated Bonds									0
<b>PROJECTED OPERATING IMPACTS</b>	<b>0</b>	<b>0</b>	<b>0</b>	<b>0</b>	<b>0</b>	<b>0</b>			

# Freedom Water Treatment Plant Equipment Replacement

Commissioner District: 5

Lydia Rivera, Budget Analyst I (410) 386-2082

6462

This project provides ongoing funding to replace equipment at the Freedom Water Treatment Plant, located in Sykesville. Equipment includes the generator, finish water pumps, rapid mixers, and motor control centers.

	FY27	FY28	FY29	FY30	FY31	FY32	Prior Allocation	Balance to Complete	Total Project Cost
Land Acquisition									0
Engineering/Design									0
Site Work									0
Construction	150,000	158,000	166,000	174,000	183,000	192,000	1,238,490		2,261,490
Equipment/Furnishings									0
Other									0
<b>EXPENDITURES</b>									
<b>TOTAL</b>	<b>150,000</b>	<b>158,000</b>	<b>166,000</b>	<b>174,000</b>	<b>183,000</b>	<b>192,000</b>	<b>1,238,490</b>	<b>0</b>	<b>2,261,490</b>
<b>SOURCES OF FUNDING</b>									
Utilities Water Maintenance Fee	150,000	158,000	166,000	174,000	183,000	192,000	435,000		1,458,000
Reallocated Water Utilities Maintenance Fees									0
Utilities Water User Fees							603,490		603,490
Reallocated Utilities Water User Fees							200,000		200,000
<b>PROJECTED OPERATING IMPACTS</b>	<b>0</b>	<b>0</b>	<b>0</b>	<b>0</b>	<b>0</b>	<b>0</b>			

# Freedom Water Treatment Plant Membrane Replacement

Commissioner District: 5

Lydia Rivera, Budget Analyst I (410) 386-2082

6434

This project provides ongoing funding to replace the membrane filters at the Freedom Water Treatment Plant, located in Sykesville.

	FY27	FY28	FY29	FY30	FY31	FY32	Prior Allocation	Balance to Complete	Total Project Cost
Land Acquisition									0
Engineering/Design									0
Site Work									0
Construction									0
Equipment/Furnishings	190,000	190,000	190,000	190,000	190,000	190,000	2,294,000		3,434,000
Other							229,250		229,250
<b>EXPENDITURES</b>									
<b>TOTAL</b>	<b>190,000</b>	<b>190,000</b>	<b>190,000</b>	<b>190,000</b>	<b>190,000</b>	<b>190,000</b>	<b>2,523,250</b>	<b>0</b>	<b>3,663,250</b>
<b>SOURCES OF FUNDING</b>									
Utilities Water Maintenance Fee									0
Reallocated Water Utilities Maintenance Fees									0
Utilities Water User Fees	190,000	190,000	190,000	190,000	190,000	190,000	2,370,157		3,510,157
Reallocated Utilities Water User Fees							153,093		153,093
<b>PROJECTED OPERATING IMPACTS</b>	<b>0</b>	<b>0</b>	<b>0</b>	<b>0</b>	<b>0</b>	<b>0</b>			

# Hampstead WWTP Equipment Replacement

Commissioner District: 2

Lydia Rivera, Budget Analyst I (410) 386-2082

Proj #

This project provides ongoing funding to replace equipment at the Hampstead Wastewater Treatment Plant, located in Hampstead. Equipment includes the generator, motor control center, electrical equipment, sludge press, pumps, bar screen, etc.

	FY27	FY28	FY29	FY30	FY31	FY32	Prior Allocation	Balance to Complete	Total Project Cost
Land Acquisition									0
Engineering/Design									0
Site Work									0
Construction									0
Equipment/Furnishings	100,000	100,000	100,000	120,000	120,000	130,000			670,000
Other									0
<b>EXPENDITURES</b>									
<b>TOTAL</b>	<b>100,000</b>	<b>100,000</b>	<b>100,000</b>	<b>120,000</b>	<b>120,000</b>	<b>130,000</b>	<b>0</b>	<b>0</b>	<b>670,000</b>
<b>SOURCES OF FUNDING</b>									
Utilities Sewer User Fees									0
Reallocated Utilities Sewer User Fees									0
Utilities Sewer Maintenance Fee	100,000	100,000	100,000	120,000	120,000	130,000			670,000
Reallocated Sewer Utilities Maintenance Fees									0
<b>PROJECTED OPERATING IMPACTS</b>	<b>0</b>	<b>0</b>	<b>0</b>	<b>0</b>	<b>0</b>	<b>0</b>			

# PFAS Sewer Remediation

Lydia Rivera, Budget Analyst I (410) 386-2082

Proj #

This project provides ongoing funding to investigate and address potential PFAS (Per- and Polyfluorinated Substances) contamination to protect and maintain the integrity of the sewer systems in the Freedom, Hampstead, and Pleasant Valley Service Areas. In 2024, Maryland enacted the Protecting State Waters from PFAS Pollution Act, requiring the Maryland Department of the Environment to identify major industrial users of PFAS, establish testing and action levels for PFAS discharges, and develop mitigation and compliance plans by 2028. Funding is being accumulated in anticipation of potential PFAS treatment requirements that may result from these regulations.

	FY27	FY28	FY29	FY30	FY31	FY32	Prior Allocation	Balance to Complete	Total Project Cost
Land Acquisition									0
Engineering/Design	100,000	150,000	200,000	250,000	300,000	350,000			1,350,000
Site Work									0
Construction									0
Equipment/Furnishings									0
Other									0
<b>EXPENDITURES</b>									
<b>TOTAL</b>	<b>100,000</b>	<b>150,000</b>	<b>200,000</b>	<b>250,000</b>	<b>300,000</b>	<b>350,000</b>	<b>0</b>	<b>0</b>	<b>1,350,000</b>
<b>SOURCES OF FUNDING</b>									
Utilities Sewer User Fees	100,000	150,000	200,000	250,000	300,000	350,000			1,350,000
Reallocated Utilities Sewer User Fees									0
Utilities Sewer Maintenance Fee									0
Reallocated Sewer Utilities Maintenance Fees									0
<b>PROJECTED OPERATING IMPACTS</b>	<b>0</b>	<b>0</b>	<b>0</b>	<b>0</b>	<b>0</b>	<b>0</b>			

# PFAS Water Remediation

Lydia Rivera, Budget Analyst I (410) 386-2082

Proj #

This project provides ongoing funding to investigate and address potential PFAS (Per- and Polyfluorinated Substances) contamination in the water systems serving the Freedom, Bark Hill, and Pleasant Valley Service Areas. In 2024, Maryland enacted the Protecting State Waters from PFAS Pollution Act, requiring the Maryland Department of the Environment to develop regulations for PFAS discharges and establish action levels by 2028. Although the Act focuses initially on wastewater discharges, similar PFAS regulatory requirements are expected to also be extended to public water systems. Funding is being accumulated in anticipation of these future regulations.

	FY27	FY28	FY29	FY30	FY31	FY32	Prior Allocation	Balance to Complete	Total Project Cost
Land Acquisition									0
Engineering/Design	100,000	150,000	200,000	250,000	300,000	350,000			1,350,000
Site Work									0
Construction									0
Equipment/Furnishings									0
Other									0
<b>EXPENDITURES</b>									
<b>TOTAL</b>	<b>100,000</b>	<b>150,000</b>	<b>200,000</b>	<b>250,000</b>	<b>300,000</b>	<b>350,000</b>	<b>0</b>	<b>0</b>	<b>1,350,000</b>
<b>SOURCES OF FUNDING</b>									
Utilities Water Maintenance Fee									0
Reallocated Water Utilities Maintenance Fees									0
Utilities Water User Fees	100,000	150,000	200,000	250,000	300,000	350,000			1,350,000
Reallocated Utilities Water User Fees									0
<b>PROJECTED OPERATING IMPACTS</b>	<b>0</b>	<b>0</b>	<b>0</b>	<b>0</b>	<b>0</b>	<b>0</b>			

# Pump Station Equipment Replacement

Lydia Rivera, Budget Analyst I (410) 386-2082

6468

This project provides ongoing funding for replacement equipment at the 21 pump stations in the Freedom and Hampstead service areas, including pumps, grinders, generators, and electrical equipment.

	FY27	FY28	FY29	FY30	FY31	FY32	Prior Allocation	Balance to Complete	Total Project Cost
Land Acquisition									0
Engineering/Design									0
Site Work									0
Construction	125,000	150,000	175,000	200,000	225,000	250,000	1,006,695		2,131,695
Equipment/Furnishings									0
Other									0
<b>EXPENDITURES</b>									
<b>TOTAL</b>	<b>125,000</b>	<b>150,000</b>	<b>175,000</b>	<b>200,000</b>	<b>225,000</b>	<b>250,000</b>	<b>1,006,695</b>	<b>0</b>	<b>2,131,695</b>
<b>SOURCES OF FUNDING</b>									
Utilities Sewer User Fees									0
Reallocated Utilities Sewer User Fees									0
Utilities Sewer Maintenance Fee	125,000	150,000	175,000	200,000	225,000	250,000	1,006,695		2,131,695
Reallocated Sewer Utilities Maintenance Fees									0
<b>PROJECTED OPERATING IMPACTS</b>	<b>0</b>	<b>0</b>	<b>0</b>	<b>0</b>	<b>0</b>	<b>0</b>			

# Pump Station Rehabilitations

Lydia Rivera, Budget Analyst I (410) 386-2082

Proj #

This project provides planned ongoing funding for the rehabilitation of the 23 pump stations. FY27 projects are budgeted separately, as well as projects that have prior County funding. Listed below are planned projects not yet identified as specific projects.

Piney Run  
Pine Hill  
Snowden's Run

	FY27	FY28	FY29	FY30	FY31	FY32	Prior Allocation	Balance to Complete	Total Project Cost
Land Acquisition									0
Engineering/Design			315,000		174,000				489,000
Site Work									0
Construction				6,300,000		1,102,500			7,402,500
Equipment/Furnishings									0
Other									0
<b>EXPENDITURES</b>									
<b>TOTAL</b>	<b>0</b>	<b>0</b>	<b>315,000</b>	<b>6,300,000</b>	<b>174,000</b>	<b>1,102,500</b>	<b>0</b>	<b>0</b>	<b>7,891,500</b>
<b>SOURCES OF FUNDING</b>									
Utilities Sewer User Fees			315,000	6,300,000	174,000	1,102,500			7,891,500
Reallocated Utilities Sewer User Fees									0
Utilities Sewer Maintenance Fee									0
Reallocated Sewer Utilities Maintenance Fees									0
<b>PROJECTED OPERATING IMPACTS</b>	<b>0</b>	<b>0</b>	<b>0</b>	<b>0</b>	<b>0</b>	<b>0</b>			

# Shiloh Pump Station Expansion

Commissioner District: 2

Lydia Rivera, Budget Analyst I (410) 386-2082

6459

This project provides planned funding to expand capacity for anticipated future flows at the Shiloh Pump Station, located in Hampstead. Included are replacement pumps, controls, grinder, and generator, as well as new roofing, bypass valving, fencing, and paving repairs.

	FY27	FY28	FY29	FY30	FY31	FY32	Prior Allocation	Balance to Complete	Total Project Cost
Land Acquisition									0
Engineering/Design							220,000		220,000
Site Work									0
Construction		5,600,000					678,000		6,278,000
Equipment/Furnishings									0
Other									0
<b>EXPENDITURES</b>									
<b>TOTAL</b>	<b>0</b>	<b>5,600,000</b>	<b>0</b>	<b>0</b>	<b>0</b>	<b>0</b>	<b>898,000</b>	<b>0</b>	<b>6,498,000</b>
<b>SOURCES OF FUNDING</b>									
Utilities Sewer User Fees		5,600,000					524,176		6,124,176
Reallocated Utilities Sewer User Fees							192,031		192,031
Area Connection Charges									0
Reallocated Area Connection Charges							181,793		181,793
<b>PROJECTED OPERATING IMPACTS</b>	<b>0</b>	<b>0</b>	<b>0</b>	<b>0</b>	<b>0</b>	<b>0</b>			

# Snowdens Run Pump Station Wet Well

Commissioner District: 5

Lydia Rivera, Budget Analyst I (410) 386-2082

6480

This project provides funding for the redesign and construction of the wet well and force main at Snowdens Run Pumping Station, located in Sykesville.

	FY27	FY28	FY29	FY30	FY31	FY32	Prior Allocation	Balance to Complete	Total Project Cost
Land Acquisition									0
Engineering/Design							150,000		150,000
Site Work	200,000								200,000
Construction	325,000								325,000
Equipment/Furnishings	150,000								150,000
Other									0
<b>EXPENDITURES</b>									
<b>TOTAL</b>	<b>675,000</b>	<b>0</b>	<b>0</b>	<b>0</b>	<b>0</b>	<b>0</b>	<b>150,000</b>	<b>0</b>	<b>825,000</b>
<b>SOURCES OF FUNDING</b>									
Utilities Sewer User Fees	675,000						150,000		825,000
Reallocated Utilities Sewer User Fees									0
Utilities Sewer Maintenance Fee									0
Reallocated Sewer Utilities Maintenance Fees									0
<b>PROJECTED OPERATING IMPACTS</b>	<b>0</b>	<b>0</b>	<b>0</b>	<b>0</b>	<b>0</b>	<b>0</b>			

# Sykesville Pump Station Expansion

Commissioner District: 5

Lydia Rivera, Budget Analyst I (410) 386-2082

6460

This project provides funding to expand capacity for anticipated future flows at the Sykesville Pump Station, located in Sykesville. Included are replacement pumps, controls, grinder, and a generator; as well as wet well relocation, new roofing, bypass valving, fencing, and paving repairs.

	FY27	FY28	FY29	FY30	FY31	FY32	Prior Allocation	Balance to Complete	Total Project Cost
Land Acquisition									0
Engineering/Design									0
Site Work									0
Construction	1,700,000						2,400,000		4,100,000
Equipment/Furnishings									0
Other									0
<b>EXPENDITURES</b>									
<b>TOTAL</b>	<b>1,700,000</b>	<b>0</b>	<b>0</b>	<b>0</b>	<b>0</b>	<b>0</b>	<b>2,400,000</b>	<b>0</b>	<b>4,100,000</b>
<b>SOURCES OF FUNDING</b>									
Utilities Sewer User Fees							2,400,000		2,400,000
Reallocated Utilities Sewer User Fees	1,700,000								1,700,000
Utilities Sewer Maintenance Fee									0
Reallocated Sewer Utilities Maintenance Fees									0
<b>PROJECTED OPERATING IMPACTS</b>	<b>0</b>	<b>0</b>	<b>0</b>	<b>0</b>	<b>0</b>	<b>0</b>			

# Tank Inspection and Rehabilitation

Lydia Rivera, Budget Analyst I (410) 386-2082

6332

This project provides ongoing funding for tank inspections every four years and the rehabilitation or replacement of existing water tanks every 20 years. General maintenance, site work, and repairs are also included, based on inspection reports.

	FY27	FY28	FY29	FY30	FY31	FY32	Prior Allocation	Balance to Complete	Total Project Cost
Land Acquisition									0
Engineering/Design									0
Site Work	318,000	334,000	351,000	150,000	158,000	165,000	5,495,031		6,971,031
Construction									0
Equipment/Furnishings									0
Other									0
<b>EXPENDITURES</b>									
<b>TOTAL</b>	<b>318,000</b>	<b>334,000</b>	<b>351,000</b>	<b>150,000</b>	<b>158,000</b>	<b>165,000</b>	<b>5,495,031</b>	<b>0</b>	<b>6,971,031</b>
<b>SOURCES OF FUNDING</b>									
Utilities Water Maintenance Fee	318,000	334,000	351,000	150,000	158,000	165,000	3,842,000		5,318,000
Reallocated Water Utilities Maintenance Fees									0
Utilities Sewer User Fees							1,653,031		1,653,031
Utilities Water User Fees									0
<b>PROJECTED OPERATING IMPACTS</b>	<b>0</b>	<b>0</b>	<b>0</b>	<b>0</b>	<b>0</b>	<b>0</b>			

# Water Main Valve Replacement and Rehabilitation

Lydia Rivera, Budget Analyst I (410) 386-2082

6428

This project provides ongoing funding to replace and rehabilitate the County's water main valves and blow-off valves. Water main valves are needed to shut off lines in the event of water main breaks or if new connections are added into the system. Blow-off valves allow for water line flushing.

	FY27	FY28	FY29	FY30	FY31	FY32	Prior Allocation	Balance to Complete	Total Project Cost
Land Acquisition									0
Engineering/Design									0
Site Work									0
Construction	205,000	211,000	217,000	224,000	231,000	238,000	3,436,800		4,762,800
Equipment/Furnishings									0
Other							289,900		289,900
<b>EXPENDITURES</b>									
<b>TOTAL</b>	<b>205,000</b>	<b>211,000</b>	<b>217,000</b>	<b>224,000</b>	<b>231,000</b>	<b>238,000</b>	<b>3,726,700</b>	<b>0</b>	<b>5,052,700</b>
<b>SOURCES OF FUNDING</b>									
Utilities Water Maintenance Fee									0
Reallocated Water Utilities Maintenance Fees									0
Utilities Water User Fees	205,000	211,000	217,000	224,000	231,000	238,000	3,726,700		5,052,700
Reallocated Utilities Water User Fees									0
<b>PROJECTED OPERATING IMPACTS</b>	<b>0</b>	<b>0</b>	<b>0</b>	<b>0</b>	<b>0</b>	<b>0</b>			

# Water Meters

Lydia Rivera, Budget Analyst I (410) 386-2082

6311

This project provides ongoing funding for the replacement of approximately 10,000 residential meters and 420 commercial meters. Meters provide usage for revenue collection.

	FY27	FY28	FY29	FY30	FY31	FY32	Prior Allocation	Balance to Complete	Total Project Cost
Land Acquisition									0
Engineering/Design									0
Site Work									0
Construction	98,000	188,000	287,000	396,000	514,000	644,000	6,186,938		8,313,938
Equipment/Furnishings									0
Other	52,000	56,000	60,000	64,000	69,000	73,000	3,260,722		3,634,722
<b>EXPENDITURES</b>									
<b>TOTAL</b>	<b>150,000</b>	<b>244,000</b>	<b>347,000</b>	<b>460,000</b>	<b>583,000</b>	<b>717,000</b>	<b>9,447,660</b>	<b>0</b>	<b>11,948,660</b>
<b>SOURCES OF FUNDING</b>									
Utilities Water Maintenance Fee							3,800,074		3,800,074
Utilities Water User Fees	150,000	244,000	347,000	460,000	583,000	717,000	5,538,433		8,039,433
Area Connection Charges							108,622		108,622
Other Miscellaneous Revenue							531		531
<b>PROJECTED OPERATING IMPACTS</b>	<b>0</b>	<b>0</b>	<b>0</b>	<b>0</b>	<b>0</b>	<b>0</b>			

# Water Service Line Replacement

Lydia Rivera, Budget Analyst I (410) 386-2082

6429

This project provides ongoing funding to replace water service lines. Leaking water lines lead to increased operational costs and loss of treated water. The allocation for this project funds the replacement of approximately 80 water service lines annually. This is for the service line from the water main to either the water meter vault or the curb stop, which is the responsibility of the County.

	FY27	FY28	FY29	FY30	FY31	FY32	Prior Allocation	Balance to Complete	Total Project Cost
Land Acquisition									0
Engineering/Design									0
Site Work									0
Construction	225,000	240,000	250,000	260,000	270,000	280,000	3,110,300		4,635,300
Equipment/Furnishings									0
Other							236,900		236,900
<b>EXPENDITURES</b>									
<b>TOTAL</b>	<b>225,000</b>	<b>240,000</b>	<b>250,000</b>	<b>260,000</b>	<b>270,000</b>	<b>280,000</b>	<b>3,347,200</b>	<b>0</b>	<b>4,872,200</b>
<b>SOURCES OF FUNDING</b>									
Utilities Water Maintenance Fee									0
Reallocated Water Utilities Maintenance Fees									0
Utilities Water User Fees	225,000	240,000	250,000	260,000	270,000	280,000	3,347,200		4,872,200
Reallocated Utilities Water User Fees									0
<b>PROJECTED OPERATING IMPACTS</b>	<b>0</b>	<b>0</b>	<b>0</b>	<b>0</b>	<b>0</b>	<b>0</b>			



GLOSSARY OF TERMS  
AND  
ACRONYMS



## GLOSSARY OF TERMS AND ACRONYMS

**AARP** American Association of Retired Persons

**ACFR** Annual Comprehensive Financial Report

**ADA** Americans with Disabilities Act

**ADJUSTED BUDGET** The annual operating budget with up-to-date modifications resulting from operations of County agencies since the budget adoption.

**ALICE** Asset Limited, Income Constrained, Employed

**ANNUALIZE** Taking changes that occurred during the year and calculating their cost or savings for a full year for comparison purposes in the preparation of the annual budget.

**APPROPRIATION** The County's legal authorization to spend a specific amount of money for a particular purpose during a fiscal period.

**ASSESSABLE BASE** The total valuation placed on real and personal property, minus certain exemptions, by the State Department of Assessments and Taxation for the purposes of levying property taxes. The Board of County Commissioners determines the tax rate to be applied against the tax base to generate tax revenues to support the annual budget. Tax-exempt property is excluded from the assessable base.

**ASSESSED VALUATION** The valuation established for individual real estate or other property by the State for purposes of taxation.

**AUTHORIZED POSITION** An employee position approved by the Board of County Commissioners.

**BALANCED BUDGET** A budget in which total expenditures equal total revenues. By State law, the County's budget must be balanced.

**BENEFITS** The costs for payroll taxes, pension, 401K, and Other Post Employment Benefits (OPEB).

**BGE** Baltimore Gas and Electric

**BMC** Baltimore Metropolitan Council

**BOE** Board of Education

**BOND** An investment-grade interest-bearing certificate of indebtedness sold by the County or another governmental agency to generate funds. The bond guarantees payment of the original investment plus interest by a specified date or dates in the future. Bonds typically involve long-term indebtedness to pay for capital projects.

**BOND RATING** Evaluation of the credit quality of bonds usually made by independent rating services. Ratings generally measure the probability of the timely repayment of principal and interest on municipal bonds. Before a bond issuance, rating agencies may require information on

demographics, debt burden, economic base, finances and management structure. The information is evaluated, and the bond issue is assigned a letter rating which reflects the credit worthiness of the bonds. The higher the credit rating, the more favorable the effect on the marketability of the bond.

**BONDED DEBT** The total amount owed by the County as a result of the sale of general obligation or other bonds guaranteed by the County Government.

**BOU** Bureau of Utilities

**BRCPC** Baltimore Regional Cooperative Purchasing Committee

**BSR** Bridge Sufficiency Rating

**BUDGET** A comprehensive financial plan describing proposed expenditures and the means for financing those expenditures.

**BUREAU** A sub-unit within a department with its own budget. An example is the Bureau of Accounting within the Department of the Comptroller.

**CAA** Community Action Agency

**CAD** Computer Aided Design

**CALEA** Commission on Accreditation for Law Enforcement Agencies, Inc.

**CAPITAL FUND** Financial resources related to the acquisition or construction of major assets of the County.

**CAPITAL** The expenses associated with the purchase of an asset. An asset is defined as any tangible material that is non-expendable.

**CARES** Coronavirus Aid, Relief, and Economic Security

**CC** Carroll County

**CCAC** Carroll County Arts Council

**CCAIC** Carroll County Advocacy and Investigation Center

**CCFN** Carroll County Fiber Network

**CCPL** Carroll County Public Library

**CCPN** Carroll County Public Network

**CCPS** Carroll County Public Schools

**CCSCD** Carroll County Soil Conservation District

**CCYSB** Carroll County Youth Services Bureau

**CDBG** Community Development Block Grant

**CELT** Corrections Entrance Level Training

**CIP** Community Investment Plan

**CISM** Critical Incident Stress Management

**CMC** Community Media Center

**COA** Council on Accreditation

**CRC** Cable Regulatory Commission

**CY** Calendar Year

**DEBT SERVICE** The annual payment of principal and interest on the County's bonded debt.

**DEPARTMENT** A County agency consisting of one or more bureaus or offices. Examples are the Department of Public Works and the Department of Management and Budget.

**DHMH** Department of Health and Mental Hygiene

**DHR** Department of Human Resources

**DJS** Department of Juvenile Services

**DMB** Department of Management and Budget

**DSS** Department of Social Services

**DVP** Domestic Violence Program

**DVUP** Domestic Violence Unit Program

**ED** Economic Development

**EMPLOYEE TURNOVER** A term that refers to workers leaving a position and being replaced by new employees.

**EMS** Emergency Medical Services

**ENR** Enhanced Nutrient Removal

**ENTERPRISE FUND** A fund established to account for the financing of self-supporting services provided by the County government. The services generate revenues from fees, charges, and other receipts. Carroll County presently has six enterprise funds: Airport, Fiber Network, Firearms, Septage, Solid Waste, and Utilities.

**EOC** Emergency Operations Center

**EPA** Environmental Protection Agency

**EVOD** Emergency Vehicle Operator Driver

**EXPENDITURE** The cost of goods delivered or services rendered.

**FBO** Fixed Base Operator (Airport)

**FCS** Family and Children's Services

**FCS, Inc.** Flying Colors of Success, Inc.

**FISCAL YEAR** A twelve-month period of time to which the annual Operating and Capital Budgets apply. Carroll County's fiscal year commences July 1<sup>st</sup> and ends the following June 30<sup>th</sup>.

**FPM** Forest Pest Management

**FRINGE BENEFITS** Contributions made by the County government to meet its commitments or obligations for Social Security, and the various retirement, medical and insurance plans for employees.

**FTE** Full-Time Equivalent

**FULL-TIME EQUIVALENT POSITION (FTE)** A position converted to the decimal equivalent based on 37.5 – 40 hours per week. For example, a part-time employee working 20 hours per week would be equivalent to 0.5 of a full-time position, and a person working 40 hours per week would be equivalent to 1.0 full-time position. Positions in the Circuit Court are considered full time at 35 hours per week.

**FUND** A separate budget/accounting grouping with its own revenues and appropriations. The general fund, for example, covers most of the daily operations of the County agencies and is funded by a variety of taxes and other revenues.

**FUND BALANCES** These accounts serve as the function of the owner's equity account in for-profit entities. Available balances in these accounts are the cumulative result of actual revenues exceeding expenditures over time. Bond rating agencies use fund balance levels as a means of evaluating a government's ability to cover unanticipated shortfalls in revenue projections or emergency expenditures that arise during the year.

**FY** Fiscal Year

**GAAP** General Accepted Accounting Principles

**GASB 54** Governmental Accounting Standards Board Statement 54. Fund Balance Reporting and Governmental Fund Type Definitions establishes five categories for governmental funds reporting: non-spendable fund balance, restricted fund balance, committed fund balance, assigned fund balance and unassigned fund balance.

**GASB** Governmental Accounting Standards Board

**GED** General Educational Development

**GENERAL FUND** The primary operating fund of the County, used to account for all financial resources except those required to be accounted for in another fund.

**GENERAL GOVERNMENT** The function of government comprised of the central administrative offices, such as: Comptroller, Economic Development, Human Resources, Management and Budget, and County Commissioners.

**GENERAL OBLIGATION BONDS** Common type of municipal bond that is secured by a state or local government's pledge to use legally available resources, including tax revenues, to repay bond holders.

**GFOA** Government Finance Officers Association

**GIS** Geographic Information Systems

**GO** General Obligation

**GOALS** A broad statement of purpose that represents a framework of outcomes to be achieved on behalf of the customers and reflects realistic constraints upon the unit providing the service.

**GOVERNMENTAL PARTNERS** Agencies, such as Sheriff's Office and State's Attorney's Office, that are funded by the County, but not under the direct control of the Board of County Commissioners.

**GRANT** A contribution of assets (usually cash) from one governmental unit (typically the State or Federal government) or other organization to another. The contribution is usually provided in support of a particular public function, project, or program.

**GRANT FUND** Accounts for revenues that are formally restricted by law for a particular purpose or have specific requirements associated with the eligible program costs.

**HAZ-MAT** Hazardous Materials

**HMO** Health Maintenance Organization

**HOMESTEAD TAX CREDIT** This credit, set by the Commissioners, caps the amount taxes can increase on a primary residence at five percent per year. The credit equals the County's tax rate multiplied by the amount by which the current year's assessment on residential property exceeds five percent of the previous year's taxable assessment.

**HPC** Historic Preservation Commission

**HPP** Homeless Prevention Program

**HSCC** Historical Society of Carroll County

**HSP** Human Services Programs

**HUD** U.S. Department of Housing and Urban Development

**HVAC** Heating, Ventilation, and Air Conditioning

**IMPACT FEES** One-time charges assessed against new development that attempt to recover from the developer the capital cost of the additional public facilities of parks and schools needed to serve that development.

**INCOME TAX** Counties in Maryland have the authority to levy a local income tax rate, which is expressed as a percentage of State taxable income.

**INDEPENDENT BOARDS/AGENCIES** Agencies of the County which are not subject to full County appropriation authority due to State Law (i.e., Carroll Community College, Carroll County Public Library, Health Departments, the Board of Education, and the Carroll County Volunteer Emergency Services Association), or are State agencies or legally independent boards not directly responsible to the Board of County Commissioners.

**INVESTMENT** Securities purchased and held for the production of income in the form of interest and dividends. An investment instrument is the specific type of security that a government purchases and holds.

**IPA** Installment Purchase Agreements

**IRS** Internal Revenue Service

**ISF** Internal Service Fund

**IT** Information Technology

**LAP** Lethality Assessment Program

**LEACHATE** A liquid produced when rain water and other moisture travels through solid waste.

**LEED** Leadership in Energy and Environmental Design

**LICENSES/PERMITS** Documents issued in order to regulate various kinds of businesses and other activity within the community. Inspection may accompany the issuance of a license or permit, as in the case of liquor licenses or building permits. In most instances, a fee is charged in conjunction with the issuance of a license or permit to cover all or part of the related cost.

**LMB** Local Management Board

**LOSAP** Length of Service Award Program

**M** Million

**MACS** Maryland Agricultural Cost Share Program

**MAGIC** Mid-Atlantic Gigabit Innovation Collaboratory, Inc.

**MAINTENANCE OF EFFORT (MOE)** Refers to the State law requiring County governments to demonstrate that local funding remains constant from year to year. Each time a County government funds more than MOE, a new higher MOE is created.

**MALPF** Maryland Agricultural Land Preservation Foundation

**MAP I&A** Maryland Access Point Information & Assistance

**MASCD** Maryland Association of Soil Conservation Districts

**MCIN** Maryland Criminal Intelligence Network

**MDA** Maryland Department of Agriculture

**MDT** Mobile Data Terminals

**MES** Maryland Environmental Services

**MOE** Maintenance of Effort

**MOU** Memorandum of Understanding

**MPPA** Maryland Public Purchasing Association

**MRIS** Metropolitan Regional Information Systems

**MSA** Metropolitan Statistical Area

**MUNICIPALITY** City or town incorporated for local self-government.

**MVOC** Maryland Victims of Crime

**NIGP** National Institute of Governmental Purchasing

**NPDES** National Pollutant Discharge Elimination System

**OPEB** Other Post Employment Benefits

**OPERATING BUDGET** The annual budget that supports the day-to-day operations of County agencies.

**OPERATING IMPACTS** The costs associated with implementation of projects in the Capital Budget. Examples include utility, maintenance, and personnel costs.

**OPERATING** The non-labor, non-capital related costs associated with the day-to-day operations of County agencies. Included are expenses such as business conferences, contractual services, rents and utilities, and supplies and materials.

**ORDINANCE** A regulation enacted by the government.

**OVERLAY (Roads)** Consists of milling and patching of failed areas and the application of hot mix asphalt over the existing road.

**PAP** Patient Assistance Programs

**PAYGO** A fiscal policy by which capital projects are funded with current revenue rather than long-term or bonded debt. In Carroll County, in addition to transfer to capital, other sources of current revenue are appropriated directly to the Capital Budget: Property Tax devoted to capital, Local Income Tax devoted to capital, fund balance appropriations, bond interest and Impact Fees.

**PCI** Patient Condition Index

**PCI** Pavement Condition Index

**PDS** Production and Distribution Services

**PELTP** Police Entrance Level Training Program

**PERSONNEL ALLOCATIONS** Portion of a position allocated to a budget or fund.

**PERSONNEL** The costs associated with the payment of County personnel. Included are salaries and wages, hourly, part-time, overtime, night differential, and seasonal employee expenses.

**PILOT** Payment in Lieu of Taxes

**POS** Program Open Space

**PROJECT** An identified cost center within the County's accounting system. Costs are summarized as follows:

**PROPERTY TAX** Tax on the value of real and personal property is levied almost exclusively by local governments. In Maryland, the State Department of Assessments and Taxation is responsible for the valuation and assessment of all property in the State. The local government is responsible for setting the tax rate applied to the property assessments to generate revenues in support of the local budget.

**RAP** Rental Allowance Program

**RECORDATION** A fee calculated on the value of recorded mortgages, deeds, and other documents conveying title or creating liens on real and personal property.

**RESERVE FOR CONTINGENCIES** Funds budgeted to provide for unforeseen expenses or emergencies that arise during the fiscal year.

**RESOLUTION** Formal statement presented to Commissioners for decision.

**REVENUE IN EXCESS OF EXPENDITURES** Net earnings retained by an enterprise fund to be reinvested in its core business or to pay debt.

**REVENUE** Monies received by the County to provide services needed by the public. Property Taxes, building permits, and receipts from State and Federal sources are examples. By law, revenues must meet or exceed appropriations.

**SAO** State's Attorney's Office

**SCS** Springboard Community Services

**SDAT** State Department of Assessments and Taxation

**SPECIAL REVENUE FUND** Captures dedicated revenues until they are appropriated for use in other funds in a given year. An example is the Hotel Rental Tax.

**SRO** School Resource Officer

**SSA** Social Services Administration

**SSTAP** Statewide Special Transportation Assistance Program

**TDP** Transportation Development Plan

**TRUST FUND** A special fund, administered by the County as trustee, consisting of resources to be expended or invested under the terms and conditions of the trust.

**UME** University of Maryland Extension

**UNAPPROPRIATED RESERVE** Revenue in excess of budget and unspent appropriated dollars.

**UPWP** Unified Planning Work Program

**VAWA** Violence Against Women Act

**VCSP** Volunteer Community Service Program

**VESA** Volunteer Emergency Services Association

**WIOA** Workforce Innovation and Opportunity Act

**WTP** Water Treatment Plant

**WWTP** Wastewater Treatment Plant



# INDEX



## Index

Agricultural Land Preservation .....	83
Airport Summary Page .....	169
Airport Title Page .....	167
Appointed Officials .....	4
Board of County Commissioners Title Page.....	1
Board of County Commissioners .....	3
Bridge Maintenance and Structural Repair .....	105
Bridges Comparison.....	19
Bridges Inspection and Inventory.....	104
Bridges Summary Page .....	103
Bridges Title Page.....	101
Brown Road over Roaring Run.....	106
Budget Summary Title Page .....	41
Cape Horn Park Field Lighting.....	125
Capital Budget Summary Title Page.....	31
Capital Fund Appropriations – Charts .....	38
Capital Fund Revenues – Charts .....	36
Carroll Community College Technology.....	143
CCPN Equipment Replacement.....	174
Cleaning and Painting of Bridge Structural Steel.....	107
Community Investment Plan for Fiscal Year 2027 .....	40
Community Self-Help Projects .....	126
Comparison Charts Title Page.....	11
Conservation and Open Space Comparison .....	16
Conservation and Open Space Overview .....	81
Conservation and Open Space Summary Page .....	82
Conservation and Open Space Title Page .....	79
County Building Systemic Renovations .....	144
County Sewer Line Rehabilitation and Replacement .....	182
County Technology.....	145
County Water Line Rehabilitation and Replacement .....	183
Detention Center Access System Replacement .....	146
Edgewood Pump Station Rehabilitation .....	184
Elections Pollbooks and Printers .....	147
Emergency Mgmt. and Comm. Dispatch Console Hardware Upgrade.....	148
Emergency Mgmt. and Comm. Radio Management .....	150
Emergency Mgmt. and Comm. Radios.....	149
Enterprise Fund – Utilities Comparison.....	28
Enterprise Funds – Airport, Fiber Network, Septage and Solid Waste.....	27
Enterprise Funds FY27 – 32 Community Investment Plan.....	162
Enterprise Funds Overview Page .....	161
Enterprise Funds Title Page .....	159
Fiber Network Summary Page.....	173
Fiber Network Title Page.....	171

Fire and EMS Regional Water Supply.....	151
Fire and EMS Self Contained Breathing Apparatus Replacement.....	152
Fleet Lift Replacements.....	153
Francis Scott Key Pump Station Rehabilitation.....	185
Freedom Elementary Addition.....	57
Freedom Park Pavilion 1 Replacement.....	127
Freedom Water Treatment Plant Equipment Replacement.....	186
Freedom Water Treatment Plant Membrane Replacement.....	187
FY25 – 27 All Funds Appropriations Summary.....	34
FY25 – 27 All Funds Revenue Summary.....	33
FY25 – 27 Capital Fund Appropriations.....	37
FY25 – 27 Capital Fund Revenues.....	35
FY27 – 32 Community Investment Plan.....	43
FY27 Capital Improvement Program Budget Request.....	54
FY27 Enterprise Fund Schedule of Reappropriations.....	166
FY27 Schedule of Reappropriations.....	39
FY28 – 32 Capital Improvement Program Plan.....	55
Gaither Road over South Branch Patapsco.....	108
General Government Comparison.....	23
General Government Overview.....	141
General Government Summary Page.....	142
General Government Title Page.....	139
Generator Replacement.....	154
Glossary of Terms and Acronyms Title Page.....	201
Glossary of Terms and Acronyms.....	203
Grand Total Sources and Uses FY27 – 32.....	49
Grounds and Maintenance Equipment.....	170
Hampstead WWTP Equipment Replacement.....	188
Hashawha Raptor Mews Replacements & Improvements.....	128
Hawks Hill Road over Little Pipe Creek Tributary.....	109
Highway Safety Improvements.....	94
HR and Payroll System Replacement.....	155
Hughes Shop Road over Bear Branch Road.....	110
HVAC Improvements and Replacements.....	58
HVAC System Replacement – Carroll Springs.....	59
HVAC System Replacement – Carrolltowne Elementary.....	60
HVAC System Replacement – Friendship Valley Elementary.....	61
HVAC System Replacement – Northwest Middle.....	62
HVAC System Replacement – Piney Ridge Elementary.....	63
Index Title Page.....	213
Index.....	215
Library Technology.....	156
McKinstry’s Mill Road over Little Pipe Creek.....	111
McKinstry’s Mill Road over Sams Creek.....	112
McKinstry’s Mill Road over Tributary to Little Pipe Creek.....	113
Niner Road over Middle Run.....	114
Old Kays Mill Road over Beaver Run.....	115

Park Restoration.....	129
Parking Lot Overlays .....	157
Patapsco Road over E. Branch Patapsco .....	116
Pavement Management Program .....	95
Pavement Preservation.....	96
Paving .....	64
PFAS Sewer Remediation.....	189
PFAS Water Remediation.....	190
Piney Run Boathouse Replacement.....	130
Piney Run Park Outdoor Programming Area Improvements .....	131
Piney Run Park Pavilion 3 Replacement .....	132
Piney Run Seawall and Launch Replacement .....	133
Playground Equipment Replacement.....	134
Prekindergarten Addition – Elmer Wolfe Elementary.....	65
Prekindergarten Addition – Robert Moton Elementary.....	66
Prekindergarten Addition – Runnymede Elementary .....	67
Prekindergarten Addition – Spring Garden Elementary .....	68
Prekindergarten Addition – Westminster Elementary .....	69
Prekindergarten Addition – William Winchester Elementary .....	70
Prekindergarten Additions .....	71
Public Schools Comparison .....	13
Public Schools Overview .....	53
Public Schools Summary Page .....	56
Public Schools Title Page .....	51
Public Works Overview .....	89
Public Works Title Page .....	87
Pump Station Equipment Replacement .....	191
Pump Station Rehabilitations.....	192
Quick Guide to the FY27 – 32 Community Investment Plan Title Page.....	5
Quick Guide to the FY27 – 32 Community Investment Plan .....	7
Ramp and Sidewalk Upgrades .....	97
Recreation and Culture Comparison .....	21
Recreation and Culture Overview .....	123
Recreation and Culture Summary Page .....	124
Recreation and Culture Title Page .....	121
Relocatable Classrooms .....	72
Roads Comparison .....	17
Roads Summary Page .....	93
Roads Title Page .....	91
Roof Replacement – Century High.....	73
Roof Replacement – Shiloh Middle .....	74
Roof Replacements .....	75
Septage Summary Page.....	177
Septage Title Page.....	175
Shiloh Pump Station Expansion.....	193
Small Drainage Structures.....	98
Snowdens Run Pump Station Wet Well .....	194

Sports Complex Field Improvements .....	135
Stem Road over Wolf Pit Branch .....	117
Stone Chapel Road over Little Pipe Creek .....	118
Storm Drain Rehabilitation .....	99
Storm Drain Video Inspection.....	100
Stormwater Facility Renovation .....	84
Sykesville Middle Addition.....	76
Sykesville Pump Station Expansion .....	195
Tank Inspection and Rehabilitation .....	196
Technology Improvements .....	77
Town Fund .....	136
Transfer to Operating Budget for BOE Debt Service .....	78
Unallocated Impact Fees.....	137
Utilities Summary Page .....	181
Utilities Title Page .....	179
Water Main Valve Replacement and Rehabilitation .....	197
Water Meters.....	198
Water Service Line Replacement.....	199
Watershed Assessment and Improvement (NPDES) .....	85
Westminster Septage Facility Improvements .....	178
Woodbine Road over S. Branch Patapsco .....	119



